



Baguio City Voluntary Local Review of the Sustainable Development Goals (SDG)

2024 Report on the City's SDG Progress in pursuing a Livable, Inclusive, and Creative City

Copyright @ 2025

By the United Nations Development Programme

15th Floor North Tower, Rockwell Business Center Sheridan
Sheridan Street corner United Street
Highway Hills, 1554 Mandaluyong City, Philippines

All rights reserved. No part of this publication may be reproduced, stored in a retrieval system or transmitted, in any form or by means, electronic, mechanical, photocopying, recording or otherwise, without prior permission. Any use of information, in full or in part, should be accompanied by an acknowledgement of UNDP in the Philippines as the source.

The views expressed in this publication are those of the author(s) and do not necessarily represent those of the United Nations, including UNDP, donor agencies, or the UN Member States.

© UNDP Philippines



Baguio City Voluntary Local Review of the Sustainable Development Goals (SDG)

2024 Report on the City's SDG Progress in pursuing a Livable, Inclusive, and Creative City

Foreword




**Dr. Selva
Ramachandran**
UNDP Resident Representative

The need to accelerate the Sustainable Development Goals (SDGs) through localized action is more urgent than ever. Across the globe, despite gains achieved in some SDG goals, the SDG progress is severely off track. As of 2024, the Asia Pacific Region is 32 years behind schedule in achieving the SDG targets. Given its current pace within the region, the Philippines will achieve only one-third of the necessary progress by 2030. Therefore, it is crucial that we take meaningful steps to accelerate our pace and address the most pressing challenges of the Philippines.

To achieve transformative progress in the country, we must first understand the SDGs at the local level. By measuring, managing, and embedding the SDGs through localized and community-responsive blueprints, we are better able to collectively target appropriate solutions to shift the needle of progress. With this in mind, the United Nations Development Programme (UNDP) Philippines has partnered with Baguio City Government to release the Baguio City Voluntary Local Review.

A Voluntary Local Review (VLR) is a process through which sub-national governments undertake a voluntary review of their progress towards delivering the 2030 Agenda and the SDGs. In Baguio City, The VLR aims to support the City's vision for Baguio to be a livable, inclusive, and creative city by providing a platform for implementing community-led solutions that are aligned with the SDGs. The VLR process is a crucial tool for localizing the SDGs, enabling Baguio City to translate the Global Goals into actionable plans that resonate with the unique needs and aspirations of its residents.

Foreword



Mayor
Benjamin Magalong
Baguio City, Philippines

It is with humility and great responsibility that I present to you Baguio City's first Voluntary Local Review (VLR) on the implementation of the Sustainable Development Goals (SDGs). This milestone document represents not just a report, but a testament to our collective commitment to building a better future for all Baguio citizens.

As the Summer Capital of the Philippines and the country's first UNESCO Creative City for Crafts and Folk Art, Baguio has always held a unique place in our nation's identity. Our city, nestled in the mountains of the Cordillera, faces distinctive challenges, from rapid urbanization and tourism pressures to climate vulnerabilities and the preservation of our rich cultural heritage. These challenges require innovative, data-driven solutions and a clear roadmap for sustainable development.

Our vision of Baguio 2043: A Livable, Inclusive, and Creative City guides our journey. This vision is not merely aspirational, it is a commitment to overcome the projected onset of irreversible urban decay by 2043 through deliberate, strategic interventions beginning today. The year 2043 was not chosen arbitrarily, it represents our understanding that without concerted action now, our beloved city faces serious threats to its sustainability.

Data is at the heart of this effort. As the saying goes, "What gets measured, gets managed." The Livability Index we have developed, measuring everything from clean water access to safety from hazards, from food security to

community spaces, now serves as our compass. The sobering reality that only one of our 128 barangays currently qualifies as “livable” under these metrics demonstrates the magnitude of our task but also provides us with a clear starting point and measurable targets for improvement.

This is not a government initiative alone, it is a whole-of-city approach that engages our academic institutions, civil society organizations, youth representatives, barangay leaders, and the private sector as essential partners in this journey.


We have prioritized nine SDGs that align most closely with our city’s needs and aspirations: Zero Hunger (SDG 2), Good Health and Well-Being (SDG 3), Quality Education (SDG 4), Clean Water and Sanitation (SDG 6), Decent Work and Economic Growth (SDG 8), Industry, Innovation and Infrastructure (SDG 9), Reduced Inequalities (SDG 10), Sustainable Cities and Communities (SDG 11), and Climate Action (SDG 13). These priorities emerged from thoughtful consultation with our stakeholders and careful analysis of our local context.


This VLR is not the end of a process but the beginning of a sustained commitment to monitoring our progress, addressing our challenges, and celebrating our successes as we work toward 2030 and beyond. The SDG Progress Tracking Platform we have established will ensure transparency and accountability as we move forward, allowing all citizens to monitor our journey and hold us accountable for our commitments.

I extend my deepest gratitude to all who have contributed to this first VLR, our dedicated city officials and staff, our partners at UNDP Philippines, our engaged citizens, and especially those who have volunteered their time and expertise to help us understand where we stand and where we need to go. Special recognition goes to our youth, whose future we are working to secure and whose energy and ideas continue to inspire our efforts.

As we present this VLR to our community and to the world, we do so with humility about the challenges we face, but also with determination to overcome them. We invite your engagement, your critique, and your partnership as we work together to build a Baguio City that is truly livable, inclusive, and creative for generations to come.

Let us move from data to action, from commitment to transformation, and from vision to reality.


BENJAMIN B. MAGALONG
Public Servant



Acknowledgements

The 2025 Baguio City Voluntary Local Review Report was collaboratively developed by the UNDP Philippines, through its SDG Team, and the Baguio City Government, led by City Planning, Development, and Sustainability Office. The VLR exercise of the City was undertaken in close collaboration with the City's SDG Committee, led by the People's Council of Baguio City, along with diverse sectors and communities of the City.

Baguio City Planning, Development, and Sustainability Office

Ar. Donna Tabangin, City Planning, Development, and Sustainability Coordinator
Micaela Gay Rimando, Economist III
Engr. Kurt Allen Paningbatan, Project Technical Specialist
Ar. Krshzeus De Jesus, Project Technical Specialist

UNDP Philippines SDG Finance & Partnerships Team

Aljo Quintans, SDG Specialist
Dee T. Urtua, Social Innovation Analyst
Van Mclean Robles, Programme Assistant
Ilona Matias, Report Writer
Kreshia Marie Castillo-Manrique, Research Assistant

UNDP – Quality Assurance

Diana Torres, Bangkok Regional Hub Governance Advisor
Stan Vanderleemputte, Bangkok Regional Hub Programme Analyst
Yi Zhang, Bangkok Regional Hub Programme Analyst
Mohamed Shahudh, UNDP Philippines Economist
Charlene Erica Balaan, UNDP Philippines Communications Analyst

Table of Contents

ii.	Forewords
vi.	Acknowledgements
vii.	Table of Contents
2	I. Introduction
6	II. Baguio City
8	III. Baguio City and the SDGs
18	IV. Baguio City VLR
22	V. Measuring Progress
25	VI. Baguio City's Progress on the Nine Focus SDGs
28	SDG 2. Zero Hunger
40	SDG 3. Good Health and Well-Being
70	SDG 4. Quality Education
86	SDG 6. Clean Water and Sanitation
96	SDG 8. Decent Work and Economic Growth
116	SDG 9. Industry, Innovation, and Infrastructure
124	SDG 10. Reduced Inequalities
132	SDG 11. Sustainable Cities and Communities
142	SDG 13. Climate Action
148	VII. Conclusion and Recommendations
150	Annexes



1. INTRODUCTION

The Sustainable Development Goals (SDGs) were adopted by all United Nations Member States, including the Philippines, in 2015 on three interconnected elements of economic growth, social inclusion, and environmental protection—people, planet, prosperity, peace, and partnership—in the spirit of leaving no one behind. The 17 Global Goals consist of 169 targets and 232 indicators providing a blueprint to take on a holistic approach to navigate through the multiple challenges, encompassing every aspect of human, societal, and planetary well-being.

While progress has been made halfway by the deadline in 2030, significant challenges remain. The global pandemic, along with other unprecedented shocks, has significantly set back the achievement of the goals. According to the 2024 report, only 17 percent of the goals are on track globally, while more than 35 percent of what can be assessed show stagnation or regression.

The most recent UN ESCAP SDG Progress Report (2025)¹ highlights the slow progress of the Asia Pacific region towards SDGs, particularly on responsible consumption and production (Goal 12), quality education (Goal 4), and decent work and economic growth (Goal 8). The report emphasizes key drivers for this downward trend, including increases in fossil fuel subsidies in the region, poor proficiency in reading and mathematics, and unsustainable production patterns. Along with this, the region's progress on climate action (Goal 13) remains to be alarming, driven by the region's vulnerability to disasters and continued greenhouse gas emissions, which account for half of such pollution worldwide.

¹ UN DESA. Retrieved from: <https://unstats.un.org/sdgs/report/2024/>

Progress assessment for the 17 Goals based on assessed targets, by Goal (percentage)

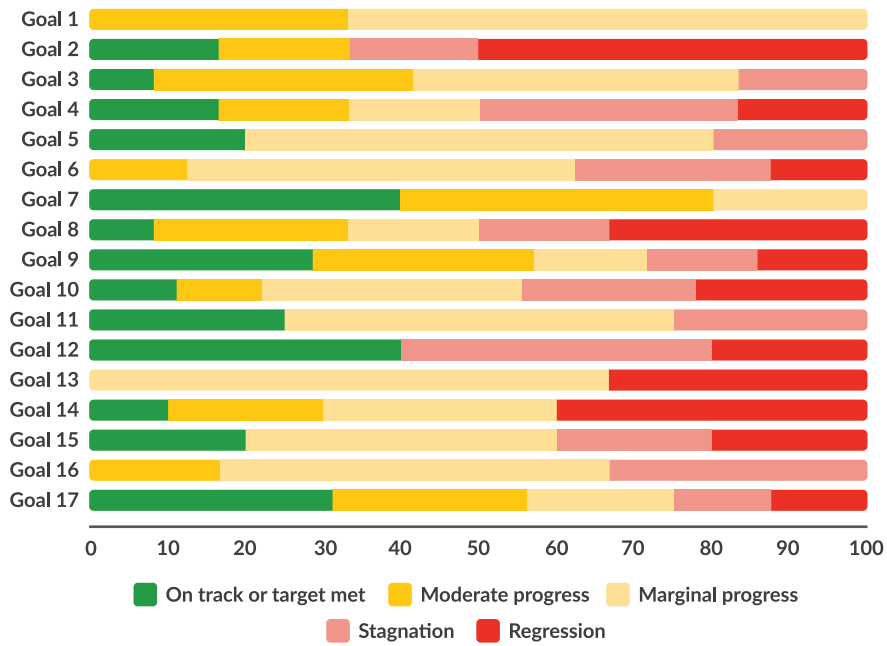


Figure 1. Global SDG Progress, 2024

Source: Sustainable Development Goals Progress Report 2024

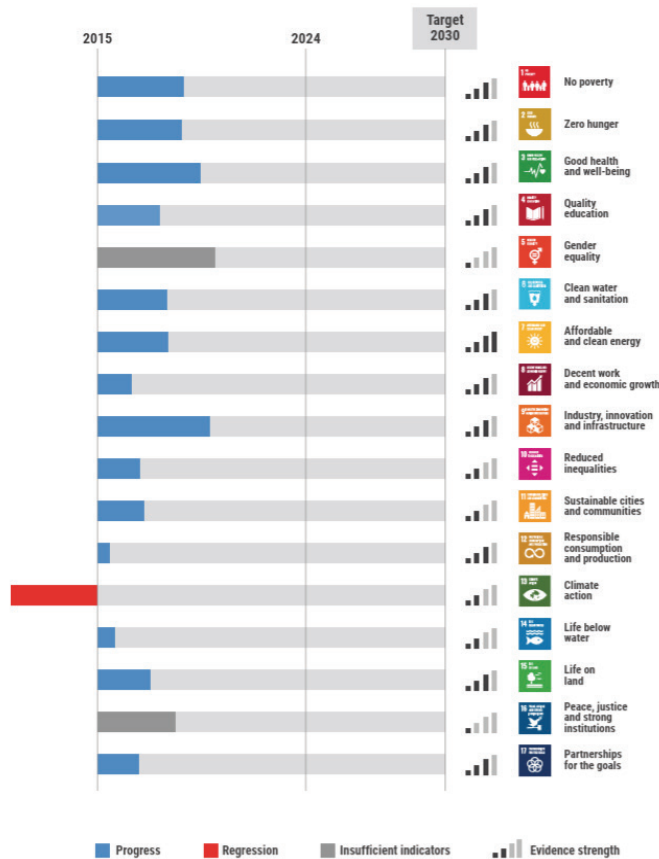


Figure 1.B. Regional SDG Progress, 2025

Source: Asia and the Pacific SDG Progress Report 2025

A multi-stakeholder collective action is essential to accelerate the achievement of the SDGs. Local governments play a crucial role in promoting initiatives that can sufficiently contribute in achieving the Goals, both at the national and local level.

• Sustainable Development Goals in the Philippines

The SDGs in the Philippines are integrated into its overarching strategy, notably in the Ambisyon Natin 2040 and the Philippine Development Plan, as well as in its various sectoral and local development plans.

The Philippine Statistics Authority (PSA) issued the Resolution No. 04 series of 2016, Enjoining Government Agencies to Provide Data Support to the Sustainable Development Goals (SDGs). Through this Resolution, “all concerned government agencies are enjoined to provide the necessary data support to monitor the country’s performance vis-

à-vis the SDGs based on the indicator framework that shall be determined by the Department of Economy, Planning, and Development (DEPDev), PSA, and other government agencies”². The Philippines adopted in 2017 a total of 155 indicators with 102 global SDG indicators, 28 proxy indicators, and 25 supplemental indicators.

The latest available data (2024) from PSA provides updates on the Philippine SDG progress covering 97 out of the 158 indicators aggregated to 62 out of the 98 targets.³

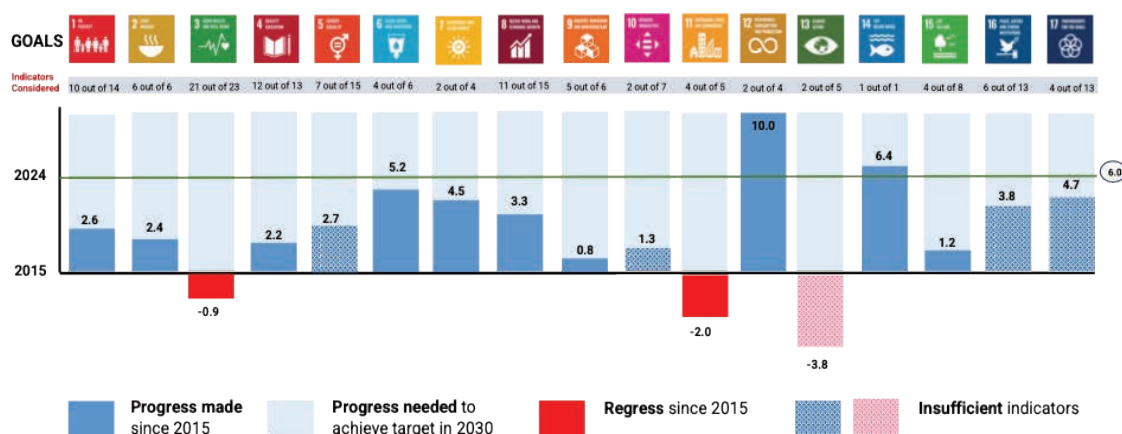


Figure 2. Philippines SDG Progress, 2024

Source: Philippine Pace of Progress, 2024, PSA

Out of the 17 Goals, the country has sufficient progress report on 12 SDGs and of these 12, 10 are moving on an upward trend. Continued progress is observed in reducing poverty (Goal 1), promoting quality education (Goal 4), and protecting life below water (14). Meanwhile, improvements have been observed in some Goals that were previously regressing, but have experienced positive movement as of recent report, including reducing hunger (Goal 2) and in promoting decent work and economic growth (Goal 8). The latest report also captures the addition of Goal 12, which has not been reported previously due to lack of indicators, reflecting highest progress in the 2024 update. While the country’s progress in most SDGs is still slow, the country has shown positive attainment for Goals 12 and 14, which exceeded the expected progress for 2024. Given the country’s vulnerability to natural disasters, the most challenging Goal for the Philippines remains to be SDG 11 or in achieving sustainable cities and communities. In addition, advancing good health and well-being (Goal 3) has experienced a downward trend. Urgent actions to accelerate progress for the SDGs for the Philippines are much needed.

² PSA SDGs. Retrieved from: <https://psa.gov.ph/sdg>

³ The updated list Philippine SDG indicators is found here: https://psa.gov.ph/sdg/Philippines/baselinodata/no_poverty

• Voluntary Local Review

The Voluntary Local Review (VLR) is a process through which the local governments assess and report on their progress toward achieving the SDGs. Unlike the formal reviews conducted by the national government through DEPDev, VLRs are initiated voluntarily by local authorities and are tailored to their specific contexts and priorities. The VLR reveals the standing of a local government regarding the SDGs and their targets, allowing the identification of priority areas where actions are most needed.

This requires and ensures that the development outcomes are readily accessible and aligned to the local political and administrative representatives. It translates the Global Goals into actual delivery

of basic and frontline services in an effective and efficient manner and enables the local communities to shape the process to their interests and needs.

Key elements of a VLR include:

1. The documents should make a clear reference to the SDGs and the 2030 Agenda as the framework
2. The implementation agency and its responsibility must be local in the broadest sense possible
3. The documents should be designed to include elements of locally-based reviewing and monitoring of the implementation processes



Figure 3. VLR Objectives

Source: IGES, 2020a.

II. BAGUIO CITY



Baguio City is located in the south-western part of Benguet Province in the Cordillera Administrative Region (CAR). It is approximately 250 kilometers away north of Manila, the capital of the Philippines. The city has a total land area of 57.47 square kilometers with a boundary perimeter of 3.10 kilometers, with most of its urban development built on a plateau with an average elevation of 900 to 1,500 meters. Its topography is characterized by rolling hills and steep slopes, with mountainous terrain surrounding the city. As it is elevated, the city is known for its uniquely cool and temperate climate, which is distinct compared to the other tropical climate prevalent in the Philippines.⁴

Photo from: Baguio City Government

⁴ Baguio City Draft Comprehensive Development Plan 2023-2029



Photo from: Baguio City Government

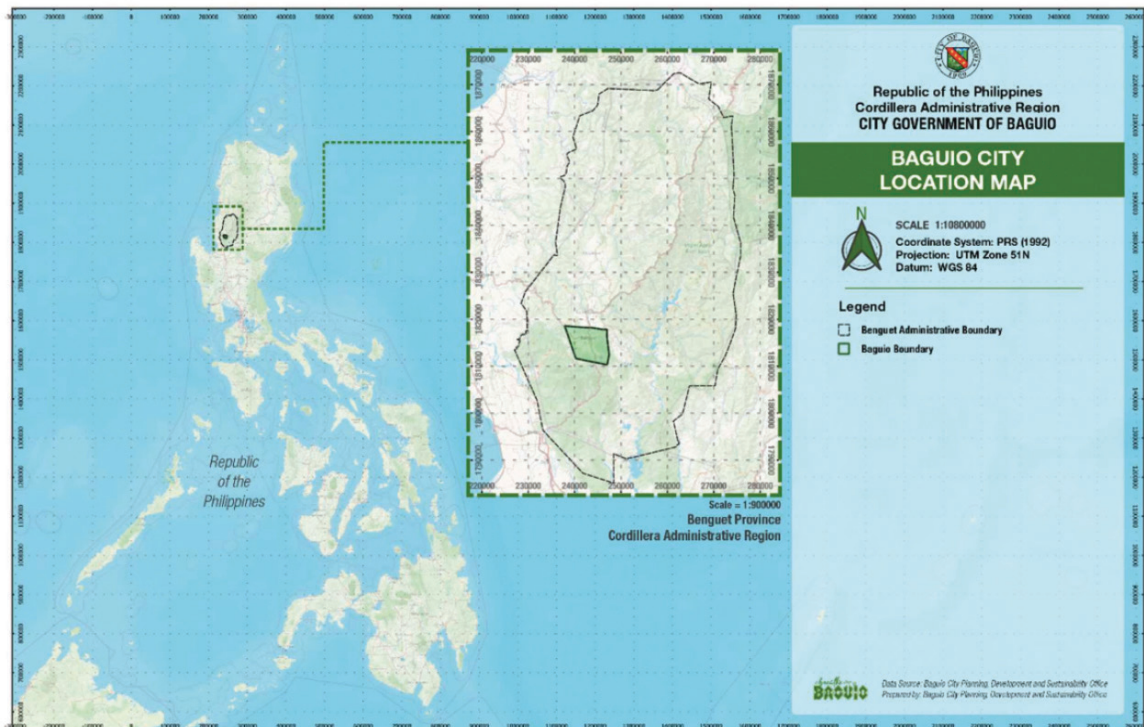


Figure 4. Baguio City Map

Baguio City is the only highly urbanized city in CAR with a total population of **366,358** persons as of 2020. Its population is estimated to reach 375,055 by July 2025, according to the Philippine Statistics Authority (PSA)⁵. More than 70 percent of the population is considered part of the working age (15-64), while more than 23 percent is considered young dependents (under 15 years old) as of 2020⁶. The City Government of Baguio estimates

that their population constant growth rate is 1.25 percent, which means that the population will be doubled by 2076⁷. PSA estimated that “about 3 in every 10 households in Baguio City were of Ilocano ethnicity in 2020.” This was followed by Kankanaey (3.3 percent), Ibaloy (1.4 percent), Kalinga (0.4 percent), and Itneg/Tinguian (0.1 percent).⁸

5 Projected Mid-Year Population for the Philippines 2020-2025

6 CAR Total Population as of 2020. Retrieved from: <https://rssocar.psa.gov.ph/population-statistics/node/55631>

7 Baguio City Draft Comprehensive Development Plan 2023-2029

8 Projected Mid-Year Population for the Philippines 2020-2025. Retrieved from: https://psa.gov.ph/system/files/phcd/2022-12/Cities%2520and%2520Municipalities%2520Population%2520Projections_2015CBPP_Phils.pdf

III. BAGUIO CITY AND THE SDGs



Baguio City has strongly committed itself to the Sustainable Development Goals. The City actively participated in benchmarking activities and events related to the SDGs. Worth noting that the City has been recognized as second place in the third CityNet UNESCAP SDG City Awards for its innovative urban program called 'Mapping Urban Resilience: A Digital Twin to Baguio's Livability Index'.⁹ They have also participated in the 'City Benchmarking on Leaving No One Behind when Localizing the Sustainable Development Goals Program' by CityNet and Seoul City Government in July 2024.¹⁰

The City also implemented programs and projects that they have linked to an SDG. These programs include the Youth Meal Program (as mandated by City Ordinance No. 96, series of 2023), Teen Hub Program, Bicycle Friendly City, and Livability Index.

The City's most recent Comprehensive Development Plan, in support to and aligned with the Philippine Development Plan, listed the following strategies in the planning and prioritization of investments:

1. **Investments in Education and Lifelong Learning**
2. **Job Creation and Economic Opportunities**
3. **Health Care and Family Planning Services**
4. **Green Building and Green Infrastructure Development**
5. **Social Protection Programs**
6. **Gender Equality**
7. **Cultural and Creative Industries**
8. **Cultural Tourism and Heritage Preservation**
9. **Promoting Technological Advancement and Industry 4.0**
10. **Supporting Knowledge-Based Industries**
11. **Smart City Initiatives**
12. **Effective Governance and Policy Frameworks**

In accordance with the Local Government Code of 1991, and other relevant laws and regulations, the City Government of Baguio prepares and allocates budgets based on priorities spelled out in the city's development plans alongside the available resources. The budgeting process involves public participation and consultation to ensure transparency and accountability in the management of public funds. In 2025, the City Government has an approved budget of

⁹ Baguio City Public Information Office (November 20, 2024). Baguio is Second Best in Sustainable Development in Asia Pacific. Retrieved from: <https://www.facebook.com/share/p/19RwVwSaB3/>

¹⁰ Baguio City Public Information Office (July 10, 2024). Baguio City Advances Inclusive Development through International Collab. Retrieved from: <https://www.facebook.com/share/p/161RsdrPC2/>

PHP 3.6 billion, which is meant to cover priority programs and projects related to (a) social services, including health, education, housing, and other community services, (b) infrastructure development such as construction and maintenance of roads, public facilities, and utilities, (c) environmental management and protection, (d) public safety and security, and (e) economic development programs including tourism promotion, investment attraction, and livelihood support, among others.

The City government of Baguio generates revenue from various sources, including local sources which amounts to almost one third (30 percent)

of its total budget, covering local taxes (e.g., real property tax, business tax, and other local taxes), and fees and charges for services (e.g., permits, licenses, and regulatory fees). The biggest source of income for the City is its share from national taxes amounting to around 38 percent. Additional funding is also provided through grants, loans, and assistance from international organizations and development partners as well as income from economic enterprises and investments, to cover the rest of the City's programs and projects.

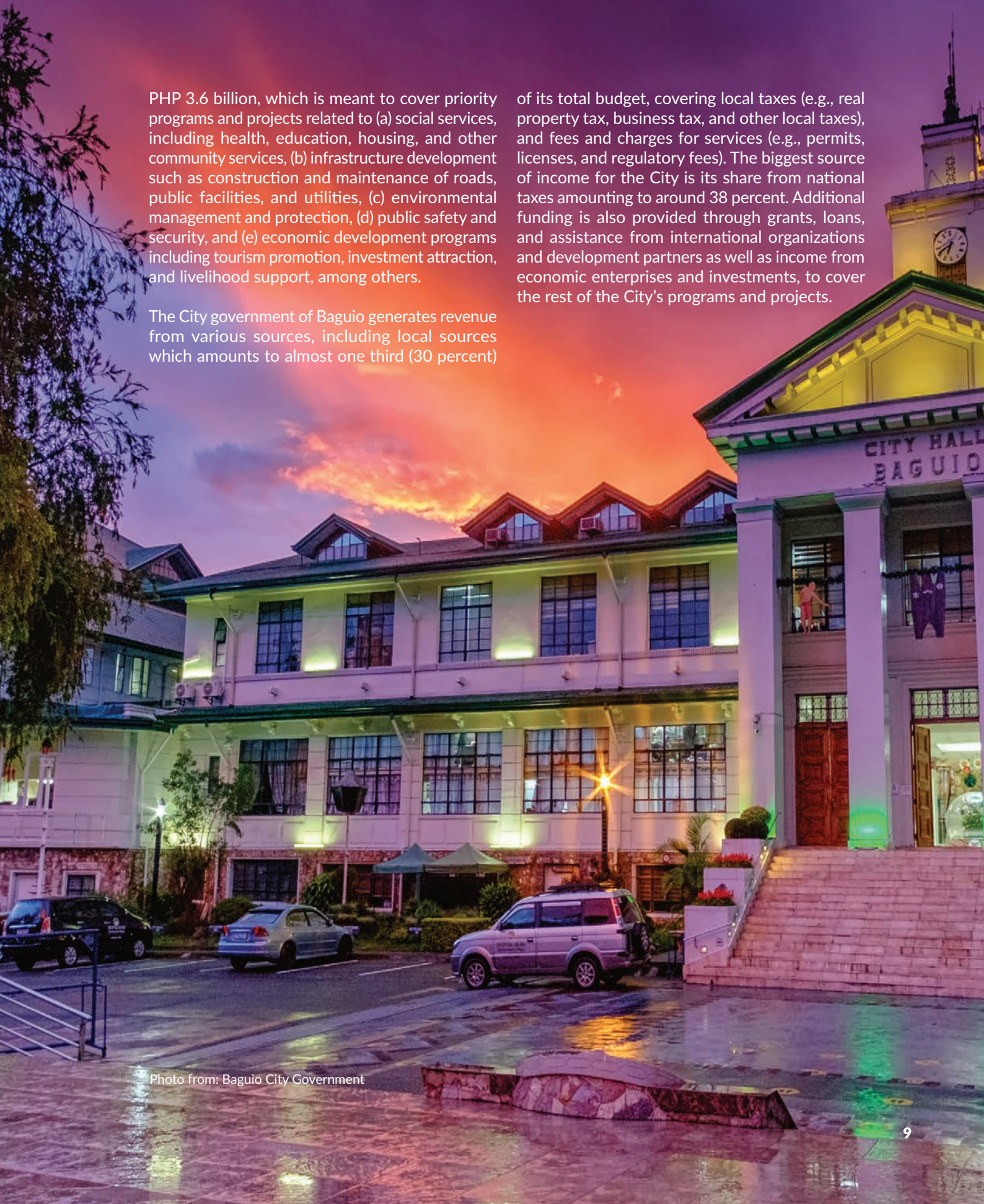


Photo from: Baguio City Government



Photo from: Baguio City Government

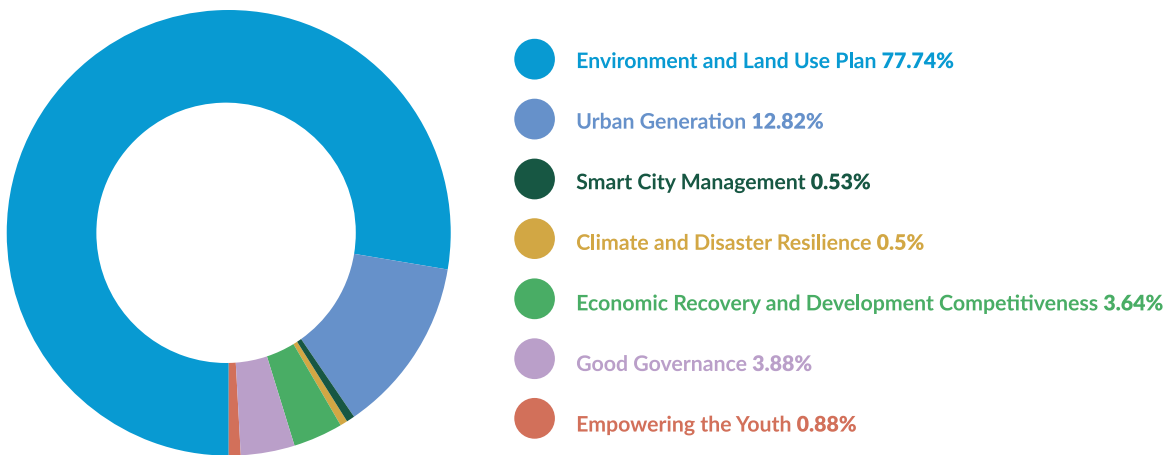


Figure 5. Summary of 2024 Annual Investment Plan, Seven-Point Agenda

With more than PHP 30 billion, the City invested majority of its 2024 Annual Investment Plan (AIP) on its environment and land use plan with 77.74 percent. The rest of the seven-point agenda in the AIP in order of percentage of investment is: urban generation (12.82), good governance (3.88), economic recovery and development competitiveness (3.64), empowering the youth (0.88), smart city management (0.53), and climate and disaster resilience (0.5). Baguio City also has six development sectors, namely: environmental action, social protection, economic expansion, infrastructure development, resilience-building, and good governance. The vision, mission, and goal of each sector are presented in Table 1.

Table 1. Baguio City Vision for the Six Development Sectors

Agenda	Vision	Mission	Goal
1. Environmental Action	A green city fostering a sustainable and regenerative environment for generations to nurture, expand, and preserve.	To champion environmental conservation through the implementation of sustainable strategies and strong policy regulations.	To facilitate environmental regeneration, expansion and preservation for ecological balance and reduce health risks.
2. Social Protection	A harmonious and thriving city with responsive, accessible, and people-centered social services.	To advocate for and actively work towards elevating the well-being of individuals and communities.	To eliminate poverty and ensure access to basic needs in order to attain a high quality of life for all residents.
3. Economic Expansion	A dynamic city boasting a robust, vibrant, and innovative economy that prioritizes growth, social equity, and conservation.	To build economic systems that are responsive to the needs of the citizens and improve the overall quality of life for communities.	To optimize local resource use in industries and attain talent and product competitiveness in the global market.
4. Infrastructure Development	A flourishing city, with adaptive and interconnected infrastructure, built for lasting benefits.	To design technologically-advanced infrastructure systems that foster connectivity within and between communities.	To utilize engineering and design advancements to enhance efficiency, safety, and effectiveness of the city's infrastructure network.
5. Resilience-Building	An adaptable city that fosters inclusivity and resiliency through innovative collaboration and knowledge-driven approaches.	To enhance community resilience to climate change and natural disasters through innovative technologies and practices.	To implement strategies and measures to strengthen the resilience of the communities.
6. Good Governance	A vibrant city that is dynamic, progressive, and livable, driven by principles of good governance.	To uphold the highest standards of integrity and accountability in the delivery of services and policies.	To heighten citizen participation in decision-making processes and promote efficient and effective public services.



Photo from: Baguio City Government

• *City Vision*

Considered as the Summer Capital of the Philippines, Baguio City is a sought-after destination by both local and international tourists. It became the first city in the country to be recognized by UNESCO as part of its Creative Cities Network, specifically in the Crafts and Folk Art category.

DEPDev conducted a study in 2019 that revealed the urban carrying capacity of Baguio City has been stressed due to rapid urbanization, especially with the rapid influx of tourists, students, and business establishments in the city. The city “cannot support its population comfortably, sustainably, and securely” by 2043¹¹.

Baguio City aims to reverse the projected onset of irreversible decay, so they created their vision of **Baguio 2043: A Livable, Inclusive, and Creative City**. The City seeks to align their priorities to the SDGs to their seven-point agenda: (1) environment, land use, and energy, (2) climate and disaster resilience, (3) urban regeneration, (4) youth empowerment, (5) economic development and competitiveness, (6) good governance, and (7) smart city management.

¹¹ Baguio City Draft Comprehensive Development Plan 2023-2029



Figure 6. Baguio City Vision

- *Dimensions of the City Vision and Why 2043*

2043: The year 2043 conveys that the vision is about overcoming the projected onset of irreversible urban decay by 2043 if we have not started putting in solutions to curb it now.

Livability: “Livable” signifies a commitment to making Baguio a place where residents enjoy a high quality of life, with focus on factors such as clean air, ample water, efficient transportation, green spaces, and a strong community.

Inclusivity: The term “inclusive” implies that the city is committed to ensuring that all residents, regardless of their backgrounds, have equal

access to opportunities and services. It’s a call for social and economic equity and diversity, people-centeredness, accountability, responsive, and progressive governance.

Creativity: This implies a desire for the city to be a hub of artistic and cultural expression, fostering innovation, and supporting creative industries. It could involve initiatives to promote the arts, cultural events, and innovation hubs, as well as technological solutions or smart systems as new ways of attaining sustainability and resiliency.

As one of their steps towards this vision, they developed the Livability Index, which is the framework through which they measure the livability of its 128 barangays by weighing the ranking of the presence or absence of livability elements. The key elements identified are: (1) a health place, (2) with food sources, (3) safety and security from crime, (4) economic opportunities,

(5) accessibility, (6) mobility choices, (7) presence of essential retail and services, (8) safety and security from hazards, (9) community spaces and engagement, (10) clean water supply, and (11) good governance. The intention is **“when barangays achieve livability, then the city can then be declared as livable.”**

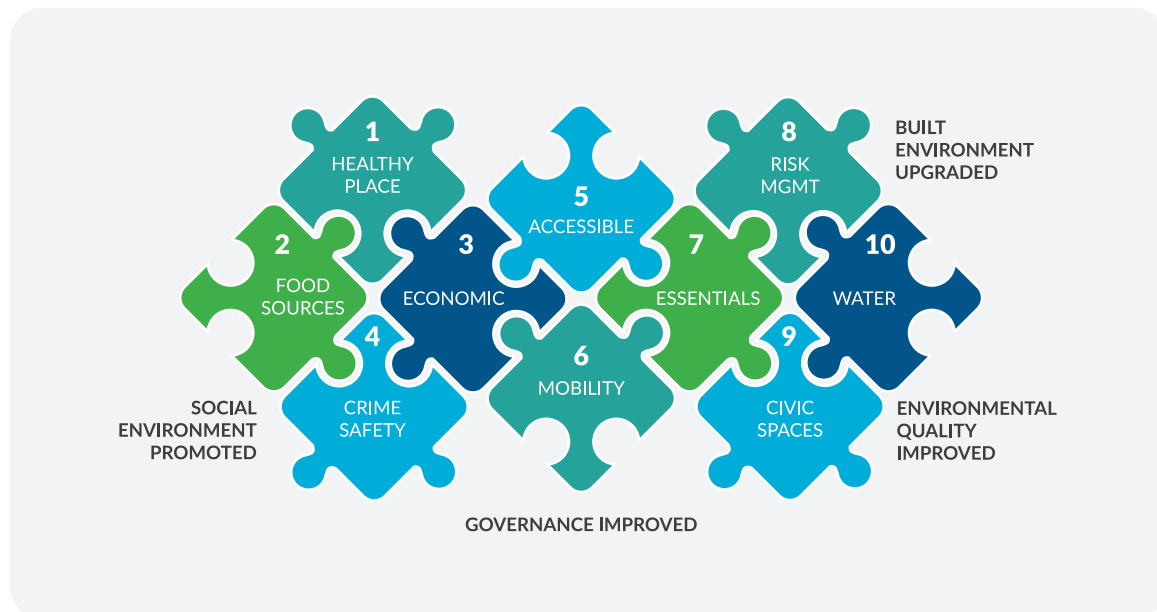


Figure 7. Livability Index Framework

After stakeholder consultations and on-site assessments, Baguio City identified the elements that will cover the framework.

Table 2. Livability Index Elements

Livability Element	Weight	Priority
1. A Healthy Place	8.67%	4
2. With Food Sources	23.73%	1
3. Safety and Security from Crime	8.34%	5
4. Economic Opportunities	2.25%	10
5. Accessibility	2.26%	7
6. Mobility Choices	4.08%	6
7. Presence of Essential Retail and Services	2.30%	9
8. Safety and Security from Hazards	23.48%	2
9. Community Spaces and Engagement	2.60%	8
10. With Clean Water Supply	21.87%	3

The weight of the livability element came from the study that the Baguio City Planning, Development, and Sustainability Office (CPDSO) conducted with the city stakeholders on what they prioritize. After

the field survey and on-site assessment, each barangay was then scored based on the livability element weight and scoring in Table 3.

Table 3. Livability Index Scoring

Score	Description
1 – 1.49	Least Livable Sub-optimal provision of necessary services for the community to function properly, any shock will mean collapse; ideal capacity is not met.
1.50 – 2.49	Declining Livability Services are provided less than the demand.
2.50 – 3.49	Minimum Compliance Services just meet the demand.
3.50 – 4.49	Moderately Livable Services are provided a little above the minimum.
4.50 – 5.00	Livable Services are provided optimally, with stock for possible stressors, ideal capacity is met.

Based on the city's assessment, only one out of 128 is considered livable, which is Brgy. South Drive. Forty-one barangays were considered moderately livable, 84 with minimum compliance, and two

barangays with declining livability. No barangay has been weighed as least livable as of 2023. Table 4 reflects the 2023 Barangay Livability Index Results:

Table 4. 2023 Barangay Livability Index Results

Livability Index	No. of Barangays	Barangays
Declining Livability	2	Lower Dagsian; San Antonio Village
Minimum Compliance	84	
Moderately Livable	41	Campo Filipino; Kayang Extension; Upper Market Subdivision; Guisad Central; Lower Magsaysay; Camdas Subdivision; Middle Quirino Hill; North Central Aurora Hill; West Bayan Park; Lower General Luna; Malcolm Square – Perfecto; Salud Mitra; Session Road; Upper General Luna; Happy Hollow; Country Club Village; Atok Trail; Fort Del Pilar; Loakan Proper; Legrda-Burnham-Kisad; Palma-Urbano; Camp 8; Military Cut-Off; Bakakeng Norte; Bakakeng Central; Slu-Svp; Santo Tomas Proper; Dontogan; Lourdes Subd Proper; Middle Quezon Hill; Magsaysay Private Rd; New Lucban; Azcko; Kabayanihan; Kagitingan; East Modern Site; Manuel Roxas; Gibraltar; Saint Joseph Village; Cabinet Hill-T. Camp; Engineer's Hill
Livable	1	South Drive
128		



Photo from: Baguio City Government

- *2021 SDG Progress Tracking*

In 2021, Baguio City started to collect data to monitor their SDGs through a progress tracking platform - <https://baguio.tracking-progress.org/>. While tracking has commenced using the platform, regular updating was not undertaken, and challenges of data collection to effectively report on the SDGs remain.

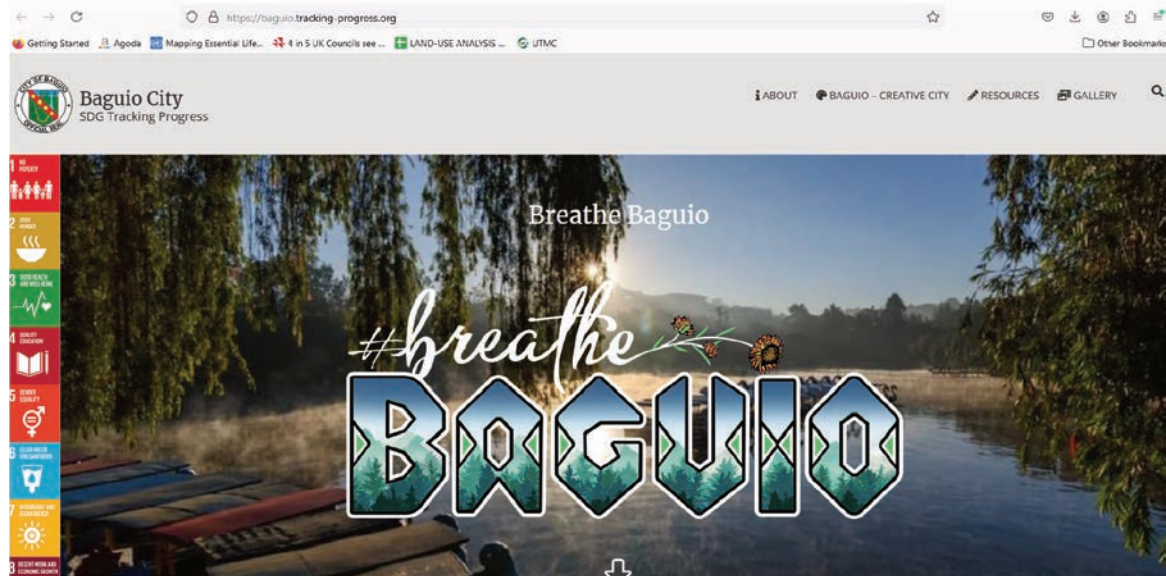


Figure 8. Baguio SDG Progress Tracking Platform

IV. BAGUIO CITY VLR



Baguio City Mayor Benjamin Magalong released **Executive Order No. 35, series of 2024**, which was the ordinance creating the **City Sustainable Development Goals Council**. Through this, the City Government of Baguio committed to achieve its City Vision, “sustainable practices and progress paired with good governance charts the city’s physical and economic development for to a desire for the town to be a hub of artistic and cultural expression, fostering innovation, commitment to ensure that all have equal access to opportunities and services, and the commitment where the stakeholders enjoy high quality of life.” One of the key responsibilities of the City SDG Council is to formulate the first VLR of Baguio City.



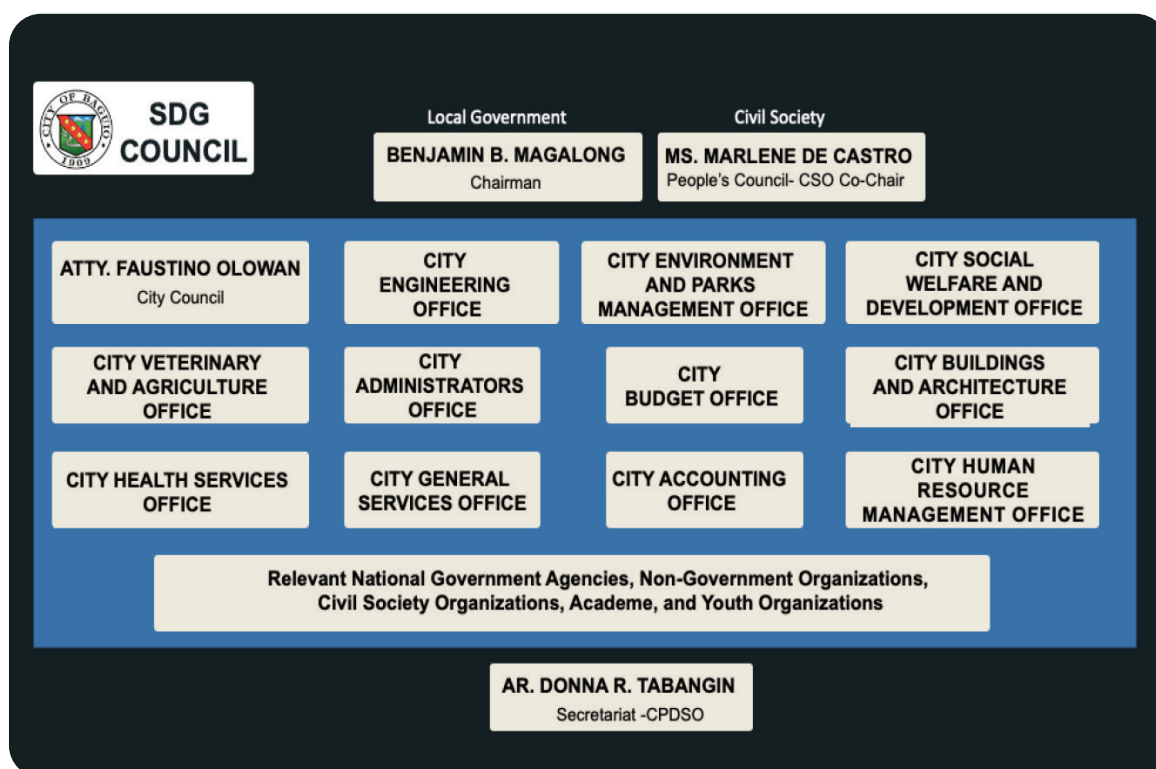


Figure 9. Baguio City SDG Council

Baguio City officially embarked on its VLR process during the inception workshop facilitated by UNDP in August 2024. Attended by about 100 representatives from diverse sectors in the City, the inception workshop served as the venue to identify the focus SDGs for the VLR of the City, available data, and the 12-month action plan to conduct the VLR in the City.

Anchoring on the City’s Livability Index and programs, policies and activities (PPAs) and as agreed during the inception workshop, the City’s VLR focuses on nine SDGs, namely: 2 (Zero Hunger), 3 (Good Health and Well-Being), 4 (Quality Education), 6 (Clean Water and Sanitation), 8 (Decent Work and Economic Growth), 9 (Industry, Innovation, and Infrastructure), 10 (Reduced Inequalities), 11 (Sustainable Cities and Communities), 13 (Climate Action).



Figure 10. Baguio City VLR Focus SDGs

In October 2024, UNDP facilitated a workshop for the youth of Baguio City that served as an orientation to the Sustainable Development Goals (SDGs) and the VLR for the youth as well as to seek insights from the youth on their initiatives aligned to the SDGs that could be incorporated to the VLR of the City. About 100 participants shared their perspective on how they view the progress of their respective SDGs in Baguio City. UNDP also presented its initiatives for the youth and how the youth can participate.

In the same month, more than 50 participants, composed of the City Government, academe, and NGOs/CSOs, joined the workshop on the

use of quantitative data collection methods and social innovation methods, particularly systems mapping and deep listening. The participants also finalized the composition of the Baguio City VLR Core Group, who will conduct the VLR data collection in November.

In December 2024, Baguio City and UNDP undertook a benchmarking visit with Naga City, which is one of the first cities that was able to implement a complete VLR process, to understand the processes, mechanisms, and practices that the City utilized for its VLR. This activity provided key lessons and insights for Baguio City's own VLR.



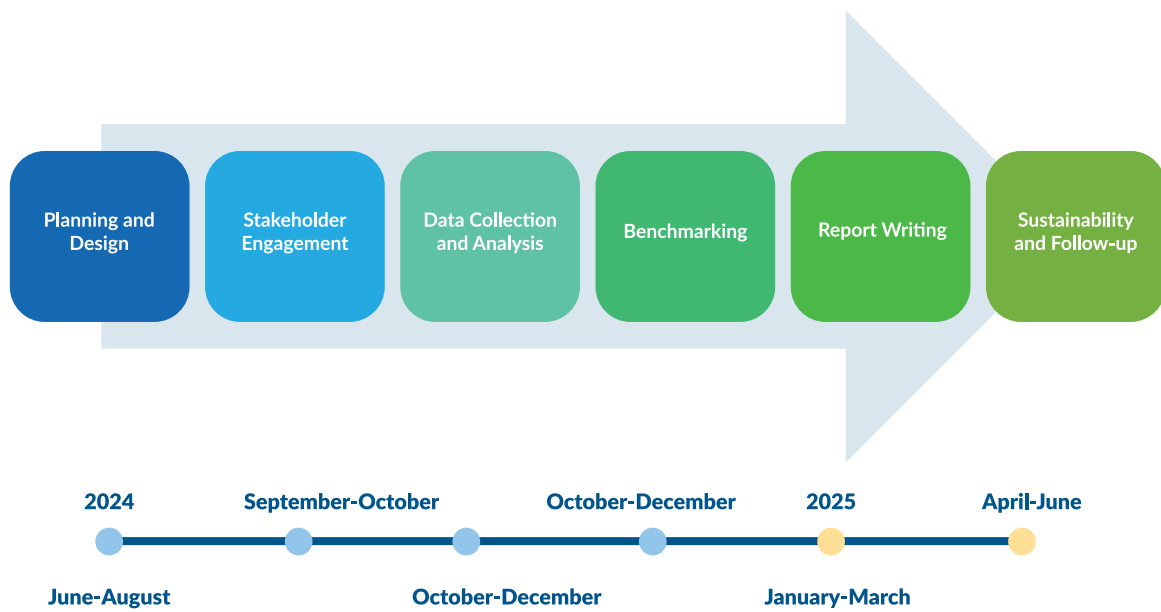


Figure 11. Baguio City VLR Activities and Timelines

Another consultation session through deep listening was conducted in February 2025 with more than 110 stakeholders to solicit their insights and discuss lived experiences in Baguio City as they align to the indicators identified for the focus SDGs. Finally, a validation session was done in March 2025 to present the results of the data collection in order to corroborate with more than 110 stakeholders of Baguio City.



V. MEASURING PROGRESS



Baguio City and UNDP decided to use a hybrid approach using social innovation platforms (SIP) in its VLR exercise. This is a customized selection of SIP tools integrated into a tailored VLR process, using the UN DESA guidelines and 2030 Agenda.

The **SIP** is a systems approach that leverages real-time data, human-centric design thinking and portfolio logic to tackle complex development challenges at the local level and help accelerate SDG localization.

The core components of SIP that are relevant to the process include:

- **Sensemaking and co-creation** - Convene a variety of stakeholders to make sense of the existing data, collaborate on co-creating and integrating solutions into portfolios for development challenges at the local level
- **Systems mapping and deep listening** - Visualize key stakeholders, most important initiatives and existing (or lack of) connections. Unravel local community narratives and reveal in-depth needs, challenges, and opportunities.





Systems Mapping

- Identifying actors, actions, and their interconnections, dynamics, gaps

Portfolios

Solutions at 5 levels:

- Community Initiatives
- Small and mid-scale initiatives
- Large-scale initiatives
- Public service redesign
- New regulations



Deep Listening & Sensemaking

- Deep understanding of local challenges, opportunities, and needs
- Ethnographic & digital listening

Co-creation

- A diverse range of stakeholders
- Solutions better respond to local challenges
- Local ownership

Figure 12. Social Innovation Platforms for VLR

For Baguio City's VLR process, systems mapping and co-creation have been instrumental in the development stage. Specifically, Baguio City and UNDP co-created a data collection plan where the identified indicators of each focus SDG available in Baguio City. The data collection plan includes both the 2021 identified indicators and the 2024 proposed indicators for the Baguio VLR. Using a Systems Map, the data collection is applied to a set of stakeholders, using (but not limited to) methodologies that employ both qualitative and quantitative approach, including desk review of existing data from available information sources; and focus group discussions and key informant interview using the deep listening toolkit.

• *Deep Listening*¹²

This is a set of qualitative tools that aims to unravel a community's narratives and reveal in-depth needs, challenges, and opportunities. In addition to identifying the community's narratives, the listening process also outlines potential ideas for dealing with these needs and opportunities. The process helps identify a diverse range of narratives, which are patterns of subjective perceptions and experiences that people and communities have in their lived experiences.

The focus group discussion will follow the semi-structured interview flow where each of the identified focus SDG has its own set of guide questions co-created during the capacity building workshop with Baguio City last October 2024. The aim is to gather insights from the interviewees to understand their knowledge about the SDGs and how the SDGs are being implemented or aligned in their community.

¹² UNDP Regional Bureau of Asia and the Pacific (2023). Social Innovation Platforms. Listening to the Present, Designing the Future: A Guide to Deep Listening.



Photo from: Baguio City Government

VI.



Baguio City's Progress on the Nine Focus **SDGs**





* Cannot be fully reported due to insufficient indicators

Figure 13. Overview of Baguio City’s Progress in Nine Focus SDGs



Photo from: Baguio City Government

- The overall progress of Baguio City in the nine (9) focus SDGs are promising. A total of 72 indicators were assessed, where data for Baguio City is available, covering three types of indicators – global, national, and local.
- The assessment shows that progress can be fully reported on seven out of nine goals, while two goals have either partial data or insufficient indicators, namely SDGs 9 and 10.
- Biggest progress is observed in SDGs 11 and 13, with on track indicators and no regressing indicator reported. This is mainly due to the mechanisms in place to effectively manage disasters, as well as policies that promote climate action in the City. On these Goals, the City is doing better compared to the national progress which is experiencing a downward trend.
- Good progress is also shown by the City in reducing hunger (SDG 2), promoting quality education (SDG 4), as well as in advancing decent work and economic growth. Several programs and projects were implemented by the City to contribute to these goals significantly including supplementary feeding programs, provision of internet access to all public schools, and livelihood interventions to augment household income.
- The most challenging Goal for the City as of present is on promoting Good Health and Well-being (SDG 3). Specifically, more than half of the assessed indicators under this goal show a regressing trend, particularly on mortality rates, as well as on communicable and non-communicable diseases. For this Goal, the City shares the same regressing trend with the national data, showing the need for urgent action on health issues at the national level.

The report assessed the indicators based on the following:

[++] On Track

The indicator is marked as **On track** if they have met the desired progress vis-a-vis global and national target.

[+] Progressing

The indicator is marked as **Progressing** if it shows an upward trend towards the goal, but has not achieved the target/indicator yet.

[-] Regressing

The indicator is marked as **Regressing** if it experiences a downward trend towards the goal, and needs acceleration to achieve the target/indicator.

The VLR report of Baguio City has been analyzed and referenced with the latest SDG Pace of Progress released by the Philippine Statistics Authority as of 28 February 2025.

SDG



02 ZERO HUNGER

SDG 2 aims to end hunger, achieve food security and improve nutrition and promote sustainable agriculture. Baguio City adopted seven indicators aligned with the national indicators under this Goal. These indicators included the prevalence of stunting, overweight and obesity, underweight, and wasting for children under five years old as well breastfeeding. The City also tracked its overall sustainable food production for this report.

Majority of the data sources for this SDG are official data from Baguio City Health Services Office (HSO), Department of Health (DOH), and Baguio City Veterinary and Agriculture Office (CVAO). In general, Baguio City is **progressing** [+] towards SDG 2.



Photo from: Baguio City Government

SUMMARY OF INDICATORS

Indicator **2.2.1**
Stunting among children
under five years of age

On track

2.67%

Indicator **2.2.2**
Percentage of overweight
and obese children

On track

0.81%

Indicator **2.2.3**
Percentage of children
who are underweight

Regressing

1.69%

Indicator **2.2.s2**
Prevalence of exclusive
breastfeeding

Regressing

2,745

Local Indicator **2.1.1**
Student beneficiaries of the
Supplementary Feeding Program

Progressing

4,893

Local Indicator **2.3**
Volume of crop production (kg)

Regressing

406,301
in 2024

Local Indicator **2.4**
Number of schools and barangays
with communal gardens

Progressing

153



Photo from: Baguio City Government



Target 2.2:

By 2030, end all forms of malnutrition, including achieving, by 2025, the internationally agreed targets on stunting and wasting in children under five years of age, and address the nutritional needs of adolescent girls, pregnant and lactating women and older persons.



Photo from: Baguio City Government

The World Health Organization (WHO) defines that “malnutrition, in all its forms, includes undernutrition (wasting, stunting, underweight), inadequate vitamins or minerals, overweight, obesity, and resulting diet-related noncommunicable diseases.”¹³

This data is closely monitored by DOH and HSO. Based on the 2024 Annual Performance Report of HSO, there is an annual initiative of the city to monitor the height and weight of children aged zero to 59 months and 29 days. This is Operation

Timbang Plus (OPT+), where height and weight data of children aged five and under are collected at the barangay to identify and address the nutritional needs of children in Baguio City.

The prevalence rates of stunting, obesity and underweight in children aged five and under in Baguio City has seen an increase in 2024, compared to the year before, which signifies a need to prioritize nutrition programs especially in the first 1,000 days of life.

¹³ World Health Organization (01 March 2024). Malnutrition: Key Facts. Retrieved from: <https://www.who.int/news-room/fact-sheets/detail/malnutrition>

Indicator 2.2.1

Prevalence of stunting among children under five (5) years of age [++]

Child stunting occurs when children are too short for their age (WHO). This may be an indicator of chronic or recurrent malnutrition associated with poverty, poor maternal health, frequent or chronic illness, or inappropriate feeding or care.¹⁴

According to HSO data, the rate of stunting among children under five-years of age in Baguio City has been fluctuating since 2018. From 2.94 percent in 2018, this decreased to 1.58 percent in 2020, this then increased to 2.67 percent in 2024. Although the prevalence of stunting has increased since 2020, this is still below the baseline year and still below the national target of 15 percent. In addition, the current progress of the City is way below the national average as of 2023, which is at 23.6 percent.

Baguio City shared that children under this demographic who are nutritionally vulnerable, or those who graduated from malnutrition, are monitored and visited house-to-house continuously for their height and weight. This data is submitted to the City Social Welfare and Development Office (CSWDO). Vitamins and vaccines for pregnant women and children are

available in Barangay Health Centers. The City also has Barangay Nutrition Scholars (BNS), who are barangay-based volunteer workers who provide support for delivering nutrition services.¹⁵

A realistic explanation of Baguio City's remarkably low record in stunting is its relatively high Gross Domestic Product (GDP) per capita. Socio-economic disparity was found to be the leading factor that explains the disparity in stunting in the Philippines.¹⁶ Baguio City's per capita GDP in 2022 was registered at PHP 420,016, which was the highest among the Philippines' highly urbanized cities in that year.¹⁷ Improvements in stunting records would require efforts in securing food and water sources, as well as access to health and nutrition programs. According to a report by the Food and Agriculture Office (FAO) 48 percent of the population in the Philippines cannot afford a healthy diet, compared to the global average of 32 percent and Southeast Asian average of 34 percent. Thus, cities, such as Baguio with higher comparative GDP per capita, allows for greater affordability of nutritious meals contributing to this Goal.

Indicator 2.2.2.

The percentage of overweight and obese children [++]

The percentage of children aged under five who are overweight or obese has also been fluctuating in the city. Since 2018, the prevalence of overweight and obese children has decreased from 0.87 percent to 0.56 percent in 2020, before increasing again in 2024 to 0.81 percent. Despite the up-and-down trend, this is less than the national target of 3.3 percent and way less than the city target of 10 percent.

Obesity among children has been a growing concern in the country in recent years, with a 3.9 percent national average in 2021. Baguio City

made strides in keeping obesity at a very low level despite the data that shows higher obesity in urban areas than rural areas.¹⁸ Six Metro Manila cities have recorded overweight and obesity rates among pre-school children that are significantly higher than the national average including San Juan (14.09 percent), Mandaluyong (9.4 percent), Manila (7.9 percent), Makati (7.8 percent), Taguig (6.6 percent), and Quezon City (6.3 percent) (Food and Nutrition Research Institute (FNRI), 2019).¹⁹

14 WHO (not dated). Child malnutrition: Stunting among children under 5 years of age. Retrieved from: <https://www.who.int/data/gho/indicator-metadata-registry/indicator/72>

15 Presidential Decree No. 1569 (11 June 1978). Strengthening the Barangay Nutrition Program by providing for a Barangay Nutrition Scholar in every barangay, providing funds therefor, and for other purposes. Retrieved from: https://lawphil.net/statutes/presdecs/pd1978/pd_1569_1978.html

16 Ulep, V. G. T., UY, J., & Casas, L. D. (n.d.). What explains the large disparity in child stunting in the Philippines? A decomposition analysis. National Library of Medicine. <https://pubmed.ncbi.nlm.nih.gov/articles/PMC9991861/>

17 Philippine Statistics Authority. (n.d.). 2022 Economic Performance of the City of Baguio. | Retrieved March 8, 2025, from <https://rssocar.psa.gov.ph/statistics/ppa/node/1684057097>

18 Food and Nutrition Research Institute. (n.d.). Overweight and obese Pinoy teens on the rise - DOST-FNRI. Food and Nutrition Research Institute. Retrieved from: <https://fnri.dost.gov.ph/index.php/publications/writers-pool-corner/57-food-and-nutrition/851-overweight-and-obese-pinoy-teens-on-the-rise-dost-fnri>

19 Food and Nutrition Research Institute. (n.d.). Overweight and obesity is top nutrition concern in 8 Metro Manila cities-FNRI Survey.

Indicator 2.2.3

The percentage of children who are underweight [-]

The percentage of children aged five and under who are stunted has increased since 2018 (Baguio HSO Annual Performance Report 2024). This increased from 0.87 percent in 2018 to 1.19 percent in 2020, before declining to 0.98 percent in

2022. This then increased to 1.69 percent in 2024. While the local target is less than 5 percent, the national target for this indicator is no increase in the prevalence, with its increase since the baseline year of 2018, this indicator is regressing.

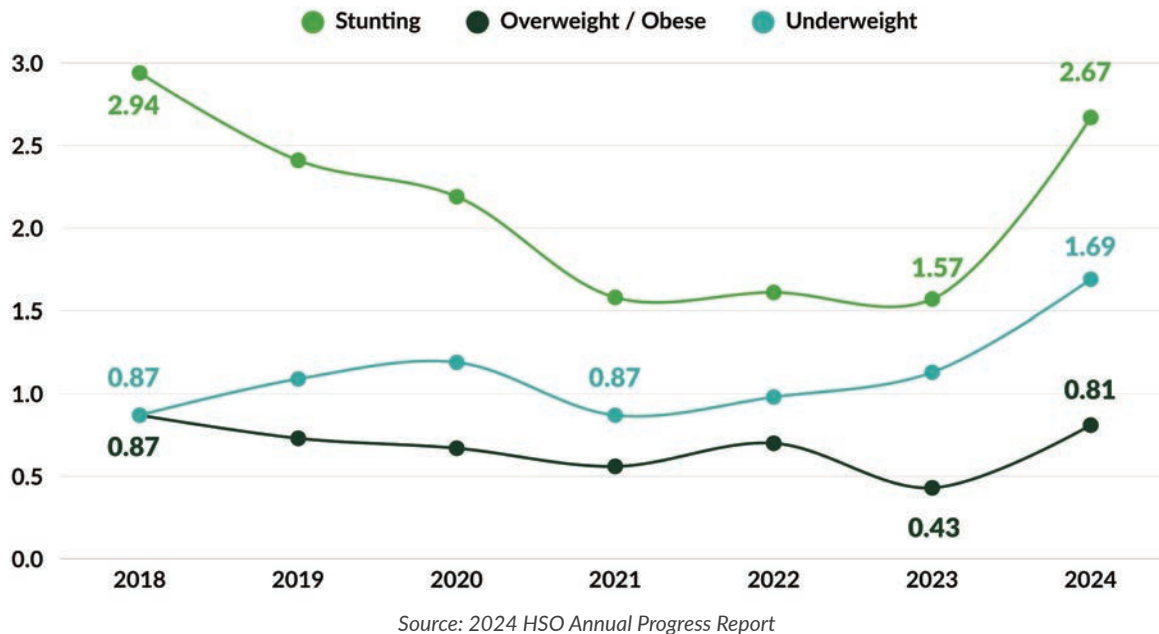


Chart 1. Prevalence of Stunted, Obese/Overweight, Underweight Children



Photo from: Baguio City Government

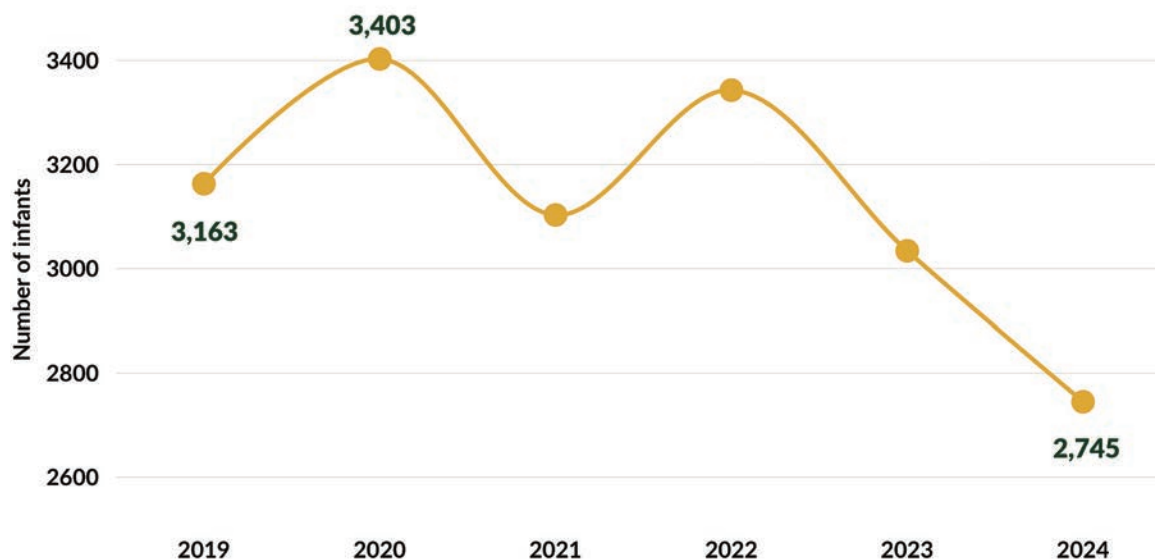
Indicator 2.2.s2

Prevalence of exclusive breastfeeding [-]

Based on the data from the HSO Annual Performance Review 2024, the number of infants aged less than six months who are exclusively breastfed has been fluctuating. From 3,163 infants in 2019, this increased in 2020 with 3,403 infants

before decreasing to 3,343 in 2022, and further decreasing to 2,745 in 2024.

The Philippines aims to increase the prevalence rate for exclusive breastfeeding by 94.4 in 2030.



Source: 2024 HSO Annual Progress Report

Chart 2. Number of infants exclusively breastfed until 5 months and 29 days



Photo from: Baguio City Government

Baguio City Programs on Nutrition

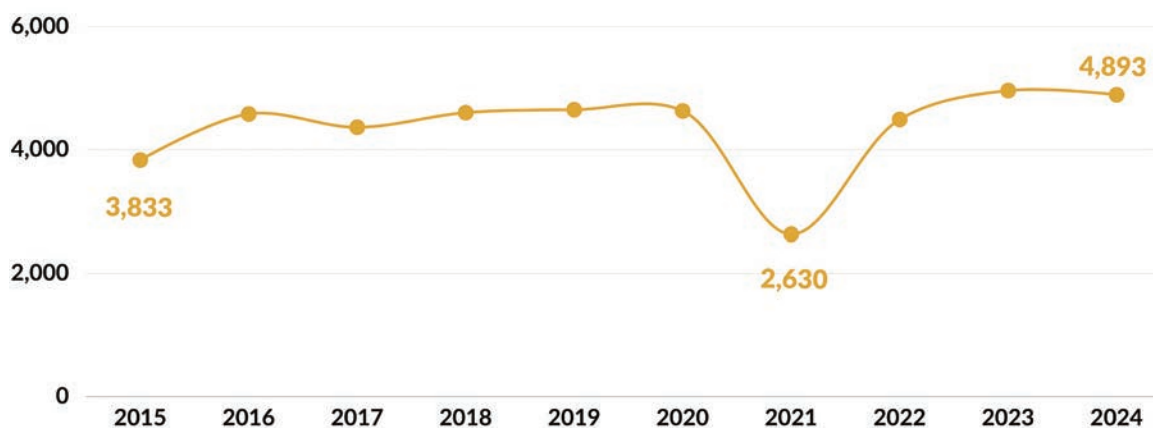
Local Indicator 2.1.1.

Student-beneficiaries of the Supplementary Feeding Program [+]

In addition to the global and national indicators, Baguio City identified the Supplementary Feeding Program (SFP) as a significant program for SDG 2 to represent access to safe, nutritious, and sufficient food. SFP is a program by DSWD that provides additional food in addition to regular meals to improve the nutritional status of children.²⁰

According to CSWDO, the program had 3,883 student beneficiaries in 2015. The number of students who have been helped by the program increased to 4,893 in 2024, reflecting a total

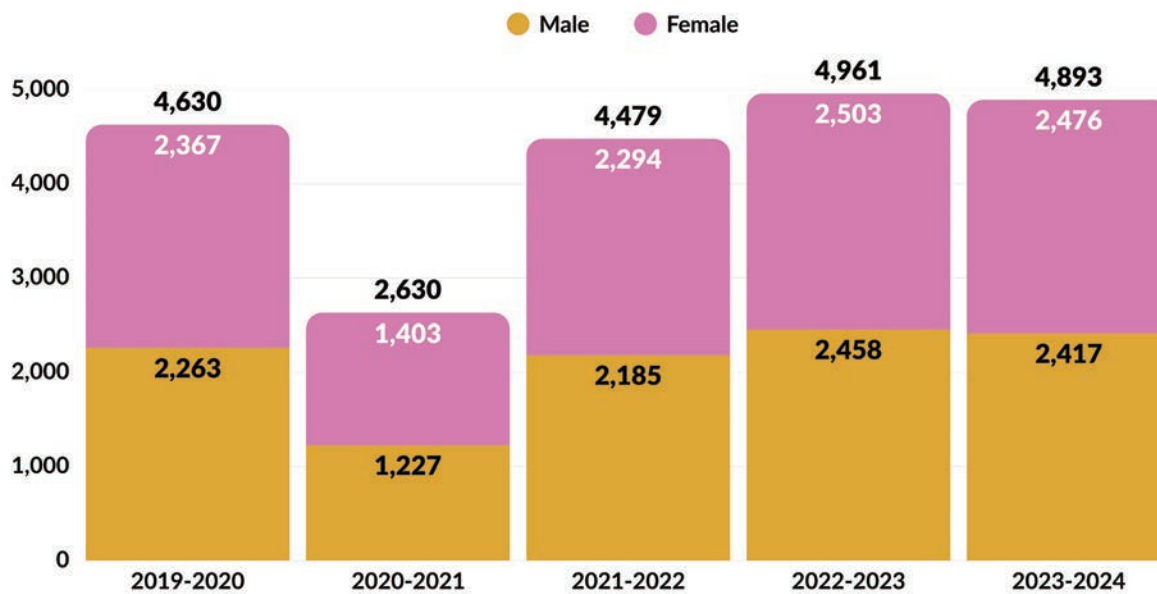
growth of 27.7 percent. The program was partially affected by the COVID-19 pandemic lockdown in SY 2020-2021, as the number of students who received support decreased to 2,630, which was the lowest recorded number since the baseline year. This indicator showed an overall upward-sloping trajectory. In total, 43,637 students received supplementary feeding from 2015–2024. In terms of gender distinction, there are slightly more female students reported to have benefited from the program compared to male students in all the 2019–2024 periods.



Source: City Social Welfare and Development Office

Chart 3. Student-beneficiaries of Supplementary Feeding Program in Baguio City

²⁰ Department of Social Welfare and Development (n.d) Supplementary feeding program. Department of Social Welfare and Development. <https://car.dswd.gov.ph/aramid-programs/supplementary-feeding-program/>



Source: City Social Welfare and Development Office

Chart 4. SFP Student-Beneficiaries, disaggregated by sex

Recent national policies on the budget and delivery of this program are expected to raise the number of beneficiaries in Baguio City, as well as the quality of nutrition that this program provides. In 2025, the target recipients of the Hot Meals provision in Baguio City are 5,743 students, including Kindergarten, non-graded, and Grades 1 to 6, while milk feeding will be administered to 5,196 students of the same grade levels. (Department of Education, 2025)

The 5,743 would-be beneficiaries in 2025 will be a 17.4 percent increase compared to 2023–2024.

Aside from the SFP, Baguio City enacted the City Ordinance Number 96, series of 2023, or the Youth Meal Program, which aims to promote good health and nutrition among college students. This program provides free meals to students of Higher Education Institutions (HEIs) to reduce and eradicate hunger. This program also aims to discourage college students from resorting to disadvantageous or illegal activities for income. In its first year, the LGU of Baguio City appropriated PHP 2.64 million.



Target 2.4:

By 2030, ensure sustainable food production systems and implement resilient agricultural practices that increase productivity and production, that help maintain ecosystems, that strengthen capacity for adaptation to climate change, extreme weather, drought, flooding and other disasters that progressively

Local Indicator 2.3.

Volume of crop production (in kgs) [-]

The total volume of crops (in kilograms) measures the total number of crops harvested in Baguio City. The total volume of crops in Baguio City has decreased by 43.6 percent from a total volume of 2,679,507 Kg in 2019 to only 1,511,169 in 2023.

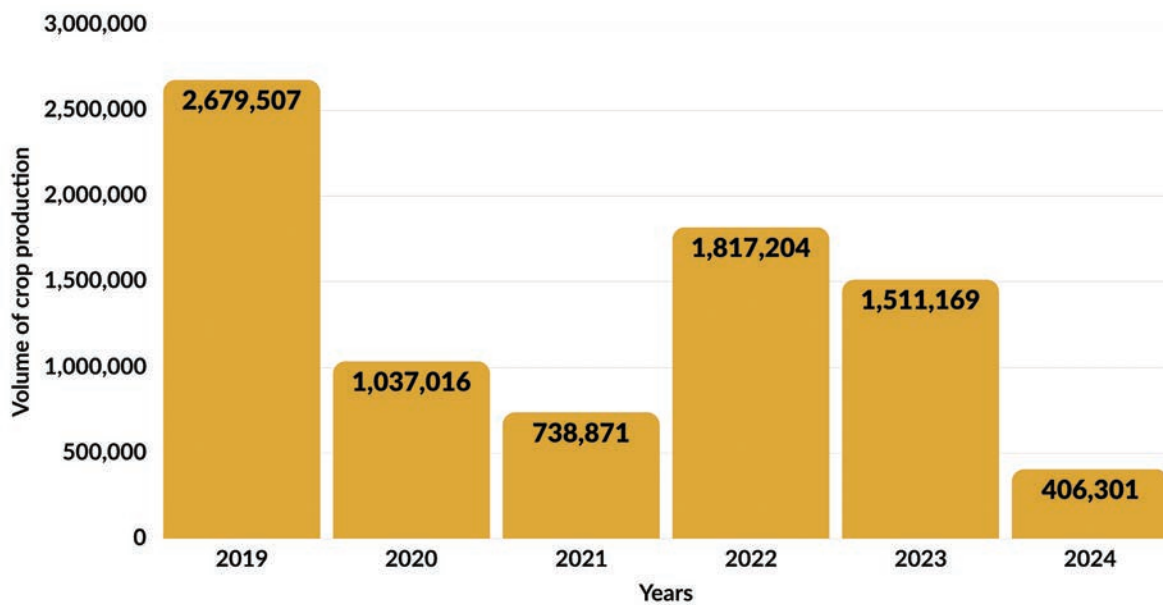
The lowest volume of crops harvested was in 2021 with only 738,871 kg, which was 71.25 percent of that from the year prior. The most common crops in Baguio City are green onions, chayote, lettuce, and others.

Table 5. Most Common Crops in Baguio City

Type of Crop	Total Volume in Kilograms (2019–2023)
1. Green Onions	1,981,301
2. Chayote	1,086,735
3. Lettuce	1,017,880
4. Broccoli	784,850
5. Watercress	668,530
6. Pechay (Chinese)	498,800
7. Chinese Cabbage	372,500
8. Snap beans	285,722
9. Cabbage	165,610
10. Strawberry	116,900

Baguio CVAO also noted that there was a significant change in the reporting mechanism for the crop production that started for FY 2020 nationwide. Due to the challenges of this, only production data from farmer cooperatives were consolidated and recorded for the city from 2020

until the recent record that could have led to the apparent decline in crop production in Baguio City. CVAO mentioned that as of recent, they are working with the barangays to improve and provide a more precise data for the crop production in the city.



Source: City Veterinarian and Agriculture Office

Chart 5. Volume of Crop Production in Baguio City

In 2024, when El Niño hit the hardest, crop production in Baguio City was expected to decline further. This was felt all over the country as total crop production plummeted by 9.5 percent from 16.6 million metric tons to 15.02 million metric tons in the third quarter of 2024. The heavy cost required by the additional need for irrigation, together with some cases of pest infestation, affected urban farming in Baguio City. The effects of stringent lockdown during the pandemic and the recent El Niño phenomenon are among the reasons why Baguio City crop production is not yet back to pre-pandemic figures. This is however compensated by ordinances that encourage community gardening, such as the Food Always in The Home (F.A.I.T.H) program and the urban Gardening Program.

Baguio City shared that there were instances of oversupply of crops in provinces outside of the city, which caused a drop in farmgate prices and farmers turning to throwing their harvest. In the cases of oversupply in crops, Baguio CVAO “rescue buys” the excess produce, mobilizes city vehicles to pick them up, and sell them in the city hall. The

Benguet Agri-Pinoy Trading Center (BAPTC) also helps farmers sell their produce. Farmers would rather give away their crops in times of oversupply, rather than waste them.

There were initiatives to create a freeze-drying facility and other food processing technologies to mitigate the issue of crop oversupply and food waste in the Cordillera. In February 2025, a Memorandum of Agreement was signed among the Department of Trade and Industry (DTI) CAR, DTI Baguio Benguet, and the cooperators of the Shared Services Facility (SSF) in La Trinidad that includes freeze drying. There is also an SSF for Baguio Arabica Processing Center processing that was turned over in 2021.²¹

Given the current situation in the City, Baguio shows great opportunity to invest in climate smart agricultural practices (both adaptation and mitigation) to create a more resilient agricultural sector resistant to future shocks. In terms of mitigation, smart irrigation systems that lessen emissions can be considered. Further, pest infestation using nature-based solutions can also be explored as an effective adaptation strategy.

²¹ Amian Balita Ngayon. (August 8, 2021). Shared service facility. Amian Balita Ngayon Online News. <https://amiananbalitangayon.com/shared-service-facilities/>

Local Indicator 2.4

Number of schools and barangays with communal gardens [+]

Communal gardens act as an additional food source for the community that is reared by the community, for the community. These spaces are mostly open field or backyard gardens, container gardens, aquaponics and hydroponics, vertical gardens, and greenhouses.

There were 153 communal gardens in Baguio City with a total area of 18,114 square meters. There were 90 communal gardens situated in barangays, 41 were situated in elementary schools and 22 were situated in high schools.

Table 6. Number of communal gardens per location in Baguio City

Location	Number of Gardens	Total Area (sqm)
1. High Schools	22	3,550
2. Elementary Schools	41	6,967
3. Barangays	90	7,797
Total	153	18,114

To encourage gardening at home and in barangays, the Food Always in The Home (FAITH) Program was established. CVAO also provides seeds and other agricultural supplies for community gardens as well as urban gardening seminars and training programs. In 2023, they supported 45 community gardens and 1,890 households and farmers in Baguio City under this program.

The City Ordinance 41, series of 2021 established the Urban Gardening Program in Baguio City. The program was formally launched in 2023 in collaboration with the 4-H Club Young Farmers' Field School Program. This institutionalized urban gardening education and sustainable farming practices in the public school curriculum. Students participate in a month-long program that includes capacity building sessions and learning activities to enrich their knowledge in agriculture, especially in sowing short-season crops.

The barangays have their feeding programs as well. Another project in the barangay level is the 'Halina't Magtanim ng Prutas at Gulay' that aims to encourage community gardening. Residents are encouraged to use vacant lots for gardening. Further, partner schools also collaborate with barangays to solicit feeding programs from different institutions. The schools also pitch in

their efforts to promote urban gardening, such as the vertical gardening in the University of Baguio.

The El Niño phenomenon in 2024 posed a challenge to crop production in Baguio City. More of this phenomenon is expected as climate change continues, and this is expected to cause hunger and malnutrition. This is the reason why the Baguio City government tapped the participation of individual residents in promoting agriculture through urban gardening. Synchronized efforts to push for urban gardening production by both individual residents and institutions such as schools and private organizations were observed in Baguio City. This is expected to alleviate the cases of hunger and malnutrition in times of negative shocks in agriculture production due to climatic reasons. In addition, to solve the cases of hunger caused by poverty, the national government through the Department of Social Welfare and Development (DSWD) and the Department of Education (DepEd) enlarged the schools' feeding programs. This, combined with locally initiated feeding programs, make sure that children are well-fed. Baguio City is generally performing above the nation's average in this area, although there is still need for improvement especially in promoting breastfeeding and curbing the rising cases of underweight children.



SDG



03 GOOD HEALTH AND WELL-BEING

SDG 3 aims to ensure healthy lives and promote well-being for all at all ages by 2030. Baguio City adopted 24 indicators covering both national and local indicators under this Goal. These indicators included the maternal mortality rate, reduction of mortality of children under five years of age, communicable diseases, non-communicable diseases, alcohol consumption, reproductive health, healthcare coverage, tobacco use, and immunization rate in the city.

Majority of the data sources for this SDG are official data from Baguio City HSO and DOH. In general, Baguio City is **regressing [-]** towards this Goal.



Photo from: Baguio City Government

SUMMARY OF INDICATORS

Indicator **3.1.1**
Maternal mortality rate

Regressing

92.89
as of 2024

Indicator **3.1.2**
Proportion of births attended by skilled health personnel and in health facilities

Progressing

99.72

Indicator **3.2.1**
Under-five mortality rate (per 1,000 children aged 0-4)

Regressing

21.97
NT: 20.7

Indicator **3.2.2**
Neonatal mortality rate

Regressing

12.02
NT: 7.1

Indicator **3.2.s1**
Infant mortality rate

Regressing

14.21
NT: 9.8

Indicator **3.3.1**
New HIV infections (newly diagnosed cases/year)

Regressing

80
as of 2024

Indicator **3.3.2**
Tuberculosis incidence per 100,000 population

Regressing

393.62

Local Indicator **3.3.2**
Tuberculosis notification rate (per 100,000 population)

Regressing

59.34
as of 2024

Local Indicator
Number of Dengue Cases

Regressing

9,688
as of 2024

Local Indicator
Number of Animal Bites

Progressing

12,200
as of 2022

Local Indicator
Waterborne Diseases

Regressing

316
individuals affected in 2024

NT = National Target by 2030 as of February 2025

Indicator **3.4.1.1**
Mortality rate attributed to cardiovascular diseases

Progressing

Heart Diseases
50.68

Regressing

Vascular Diseases
175.67

Indicator **3.4.1.2**
Mortality attributed to cancer

Regressing

84.81

Indicator **3.4.1.3**
Mortality attributed to diabetes mellitus

Progressing

30.72

Indicator **3.4.1.4**
Mortality due to Chronic Respiratory Disease

Progressing

Asthma
3.68
(2024)

Progressing

COPD
11.82
(2024)

Local Indicator **3.4.2**
Number of suicide incidents

Progressing

24

Local Indicator **3.4.2**
Number of cases of alcohol use disorder

Regressing

7
in total
(2022-2024)

Indicator **3.6.1**
Death rate due to road traffic injuries per 100,000 population

Regressing

4.20
as of 2024

Indicator **3.7.2**
Adolescent aged 15-19 years birth rate

Progressing

22.36
NT: 12.0

Indicator **3.7.s1**
Contraceptive prevalence rate for modern family planning

Progressing

29.0
NT: 100

Local Indicator **3.7.1**
Unmet need for family planning

Regressing

4,349

Indicator **3.a.s1**
Prevalence of current tobacco use

Progressing

22.40
for male
6.40
for female

Indicator **3.b.s1**
Proportion of fully immunized children

Regressing

63.1



Target 3.1:

By 2030, reduce the global maternal mortality ratio to less than 70 per 100,000 live births



Photo from: Baguio City Government

Indicator 3.1.1.

Maternal mortality rate [-]

The maternal mortality rate (MMR) measures the number of maternal deaths per 100,000 live births. Access to healthcare, education, and lack of health workers and medical supplies remains a problem in most low-income countries. This is an indicator of the quality of maternal health, pre- and postpartum.²²

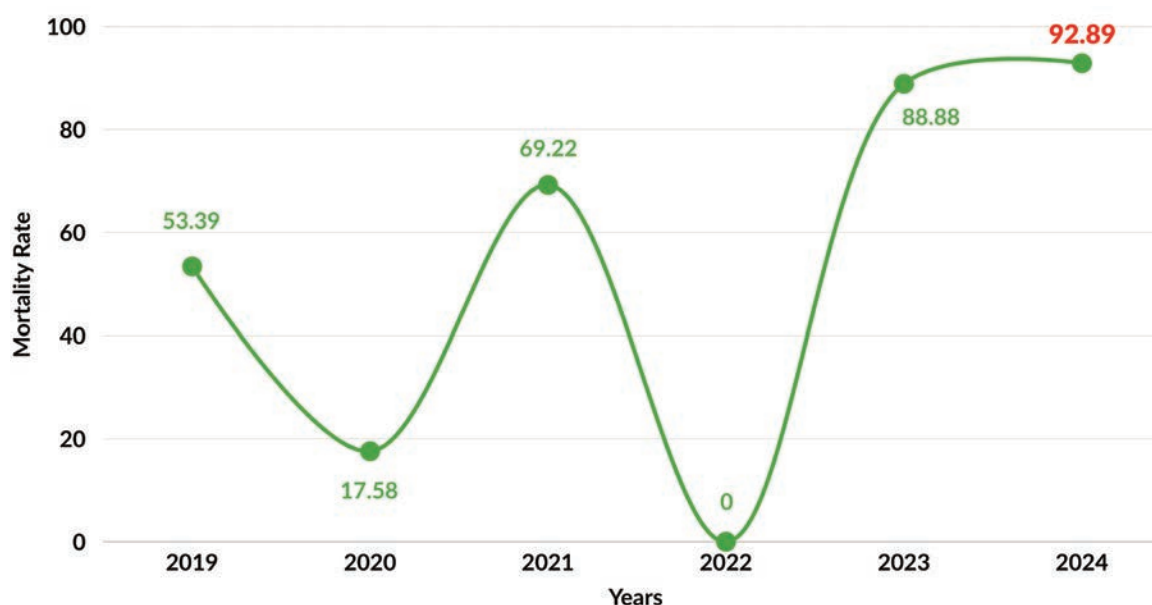
With the data combined from Baguio and non-Baguio residents, the HSO Annual Performance Report 2024 reported that the MMR in Baguio City has been fluctuating from 2018 to 2024. From 31.3 MMR in 2018, this increased to 67.7 MMR in 2020. The MMR then declined to 43.4 maternal deaths in 2022 before increasing again to 90.5 maternal deaths in 2024. Despite the sharp increase in the MMR, this is considered below

the national target of 100 maternal deaths per 100,000 live births but above the global target of 70 per 100,000 live births.

Looking at data for Baguio residents only, a similar increasing rate is observed. From 53.39 MMR in 2019, this reached 92.89 MMR in 2024. Given the upward trend, more effort is needed to reduce the number of maternal deaths in the city.

There are local health services available for expectant and postpartum mothers. Prenatal checkups and postpartum care in barangay health centers are free of charge. There are also prenatal vitamins and other essential medicines for pregnant mothers. Barangay Nutrition Scholars (BNS) also conduct house visits and checkups for pregnant mothers in the barangay.

²² World Health Organization (2024, April 26) Maternal Mortality. World Health Organization. <https://www.who.int/news-room/fact-sheets/detail/maternal-mortality>



Source: Baguio City HSO – Baguio residents only.

Chart 6. Maternal Mortality Rate in Baguio City

Indicator 3.1.2

Proportion of births attended by skilled health personnel and in health facilities [+]

According to WHO, this indicator measures the ability of the health system to provide adequate healthcare during childbirth, where maternal health is at its most vulnerable. The WHO identifies skilled birth attendants as registered health professionals, whether they are midwives, doctors, or nurses, who are equipped to handle normal or uncomplicated pregnancies and deliveries, manage postnatal and postpartum care, and assess and refer mothers and newborns with complications. Mothers and newborns should have access to skilled birth attendants and health facilities in order to reduce the risk of complications and mortality.


Based on the data from the HSO Annual Performance Report 2024, the proportion of live births attended by skilled birth attendants and done

in a health facility has always been over 99 percent in Baguio City. Only a small number of births are not attended by skilled birth attendants or are not done in health facilities. This signifies that giving birth in health facilities and skilled birth attendants are accessible to mothers in Baguio City.

The high percentage of births attended by skilled birth attendants in the city can be attributed to the efforts of HSO to promote health-seeking behaviors among mothers by encouraging them to implement birth plans. Three District Health Centers (DHCs) are accredited birthing clinics in Baguio City - Atok Trail, Irisan and Pinsao District Health Centers. These DHCs offer free birthing services, along with free prenatal care and newborn screening.

Table 7. Percentage of deliveries attended by skilled birth attendants and done in health facilities

Year	2018	2019	2020	2021	2022	2023	2024
Percentage	99.54	99.97	99.88	99.74	99.86	99.72	99.72



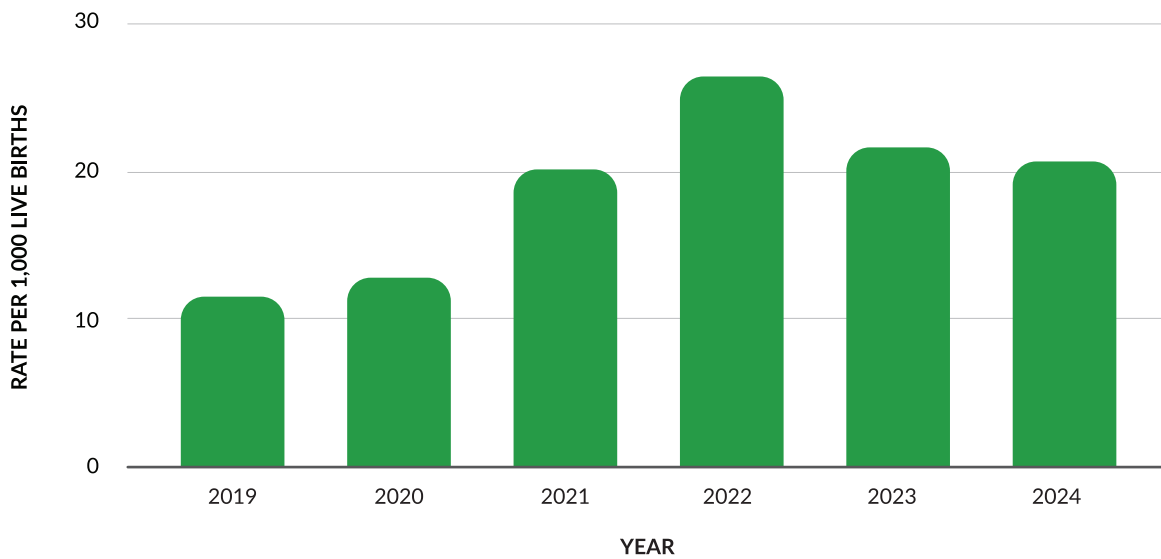
Target 3.2:

By 2030, end preventable deaths of newborns and children under 5 years of age, with all countries aiming to reduce neonatal mortality to at least as low as 12 per 1,000 live births and under-5 mortality to at least as low as 25 per 1,000 live births

Local Indicator 3.2.

Perinatal deaths

Perinatal mortality rate is the measure of infants' and fetuses' deaths. This includes fetal deaths after 22 weeks gestational age and infants aged under seven days per 1,000 live births.²³



Source: Baguio City Health Services Office

Chart 7. Perinatal Deaths in Baguio City

The perinatal mortality rate has been fluctuating since the baseline year of 2019. The data of Baguio HSO shared that from 11.45 deaths per 1,000 live births in 2019, this increased to 26.45 deaths per 1,000 live births. The rate then decreased to 20.75 deaths per 1,000 live births, which is still higher than the baseline.

Indicator 3.2.1.

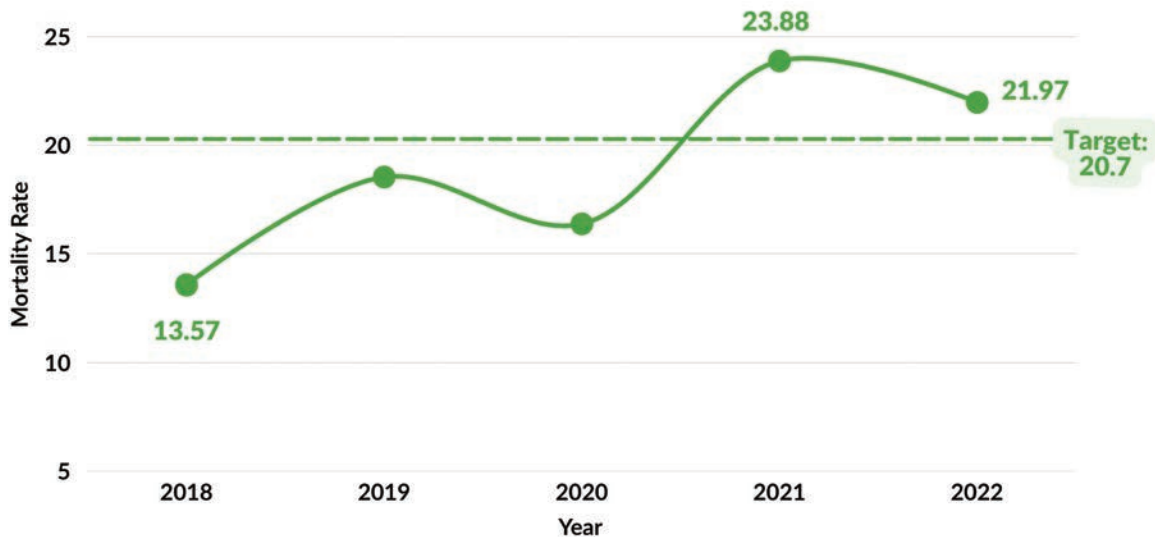
Under-five mortality rate (per 1,000 children aged 0-4) [-]

The under-five mortality rate measures the number of deaths of children aged zero to four per 1,000 live births.²⁴ In Baguio City, this rate has been fluctuating since 2018. From 13.57 under-five deaths per 1,000 live births in 2018 increased to 18.53 under-five deaths per 1,000 live births in 2019, before decreasing to 16.37 deaths per 1,000 live births in 2020. This peaked in 2021 at 23.88

under-five deaths per 1,000 live births before decreasing slightly in 2022, with 21.97 under-five deaths per 1,000 live births. These numbers are higher than the national target of 20.70 under-five deaths per 1,000 live births. Based on the data, there is work to be done in order to reduce the number of under-five deaths in the city.

²³ Demographic and Health Survey (n.d) Perinatal Mortality. Guide to DHS Statistics - DHS-8. https://dhsprogram.com/data/Guide-to-DHS-Statistics/Perinatal_Mortality.htm

²⁴ World Health Organization (n.d) Under-five mortality. Nutrition Landscape Information System. <https://www.who.int/data/nutrition/nlis/info/under-five-mortality-rate>



Source: Field Health Service Information System 2019, 2022

Chart 8. Under-Five Mortality Rate per 1,000 live births

Indicator 3.2.2.

Neonatal mortality rate [-]

WHO defined neonatal mortality rate as the number of deaths among newborns who are aged less than 28 days per 1,000 live births. This is considered a very vulnerable time for child survival, with a majority of neonatal deaths occurring within the first week of life. Birth complications, premature birth, infections, and congenital anomalies are just some causes of neonatal deaths.

deaths among Baguio Residents has increased from 6.46 neonatal deaths per 1,000 live births in 2018 to 13.14 neonatal deaths in 2019. This then decreased to 7.44 neonatal deaths in 2021 before increasing again to 13.75 neonatal deaths in 2022. The neonatal mortality rate has decreased slightly in 2024, with 12.02 neonatal deaths. Compared to the national target of 7.1 neonatal deaths and the city's target of 12.00 per 1,000 live births, this indicator is regressing.

Based on the data from the HSO Annual Performance Report 2024, the number of neonatal

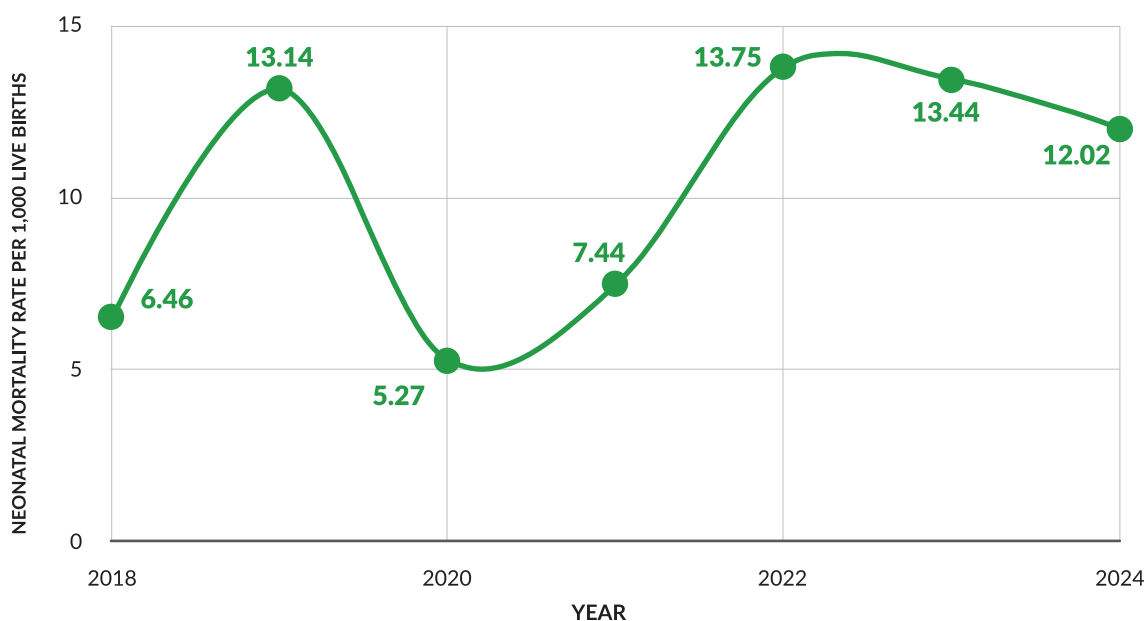


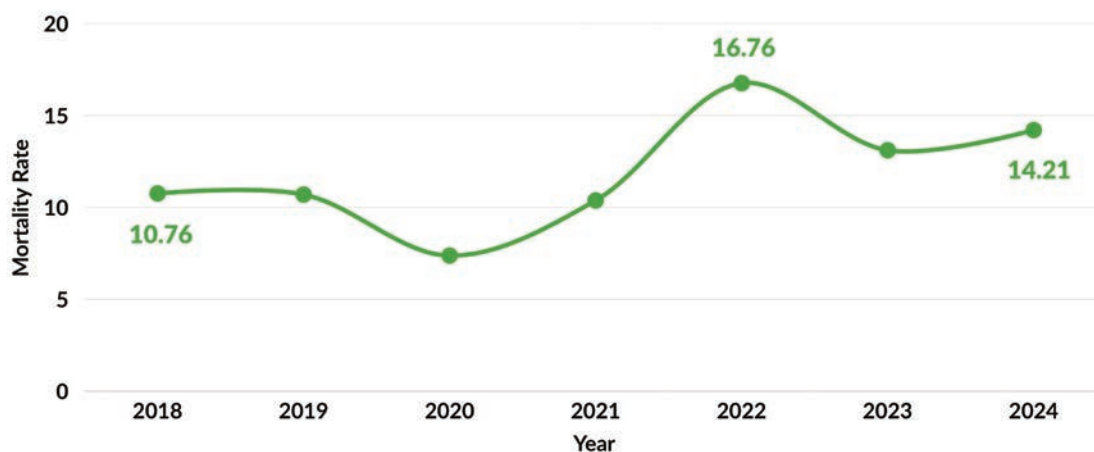
Chart 9. Neonatal Mortality Rate per 1,000 live births

Indicator 3.2.s1

Infant mortality rate [-]

Infant mortality rate (IMR) is defined as the death of infants within the first year of life per 1,000 live births.²⁵ This indicator measures child survival during the first year of life.

The HSO Annual Performance Report 2024 states that the IMR among Baguio residents has increased between 2018 and 2019. From 9.69 infant deaths in 2018 this increased to 11.57 infant deaths in 2019. The IMR then decreased to 7.44 infant deaths in 2021 before increasing again to 14.21 infant deaths in 2024. The national indicator for the IMR is 9.8 infant deaths per 1,000 live births while the city's target is 15.00 per 1,000 live births, which Baguio City achieved in 2018, 2020, and 2021. However, the 2024 IMR is significantly higher than the target for this indicator.



Source: Baguio City HSO – Baguio residents data only

Chart 10. Infant Mortality Rate

The mother and children's health indicators in Baguio City are within the national and global targets except for the neonatal mortality, which was recorded at 19.22 per 1000 live births against the global target of 15 per 1000 live births.

Despite this, the increasing trend of maternal mortality rate, neonatal mortality rate, infant mortality rate, and under-five mortality rate is a cause for concern. The same trend can be observed at the regional and national levels. At the national level, this trend can be largely attributed to the challenges that the Philippine health system faced during the COVID-19 pandemic. It is imperative to closely monitor these indicators post-pandemic for improvements. At the regional level, DOH Car identifies the delay in seeking medical attention as the primary reason for the upward trend, largely due to a lack of health literacy.²⁶

Residents of Baguio City shared that there is still room for improvement on health information dissemination. They usually get information on healthcare services and programs from social media. However, it was mentioned that information comes from social media pages and not in a


centralized information page. Barangay health workers (BHWs) are good sources of information within barangays as they work closely with the HSO.

Baguio City has undertaken measures to curb the high mortality rates in the city, including the creation of the City Maternal and Neonatal Review Team, which aims to investigate the underlying causes and circumstances of maternal and child mortality in the city. "Buntis Day - Safe Motherhood: Planado, Panalo!" is an initiative by Baguio HSO to promote healthcare among pregnant mothers during their pregnancy, delivery, and postpartum. This initiative is conducted at the barangay level to educate expectant mothers about proper prenatal and postpartum care.

There are efforts to reduce deaths of newborns and children under five years of age in Baguio City. The BNS and barangay health workers (BHWs) monitor postpartum mothers and newborn children in their barangays. Vitamins, vaccinations, and deworming services are also available. Strengthening these initiatives is critical to accelerate progress for these health indicators.

²⁵ World Health Organization (n.d.) Infant mortality rate. Global Health Observatory. <https://www.who.int/data/gho/indicator-metadata-registry/imr-details/1>

²⁶ Gasingan, D. E. (01 July 2022). Maternal, neonatal, infant mortality rates in CAR increasing. Philippine Information Agency. Retrieved from: <https://mirror.pia.gov.ph/news/2022/07/01/maternal-neonatal-infant-mortality-rates-in-car-increasing>



Target 3.3:

By 2030, end the epidemics of AIDS, tuberculosis, malaria and neglected tropical diseases and combat hepatitis, water-borne diseases and other communicable diseases

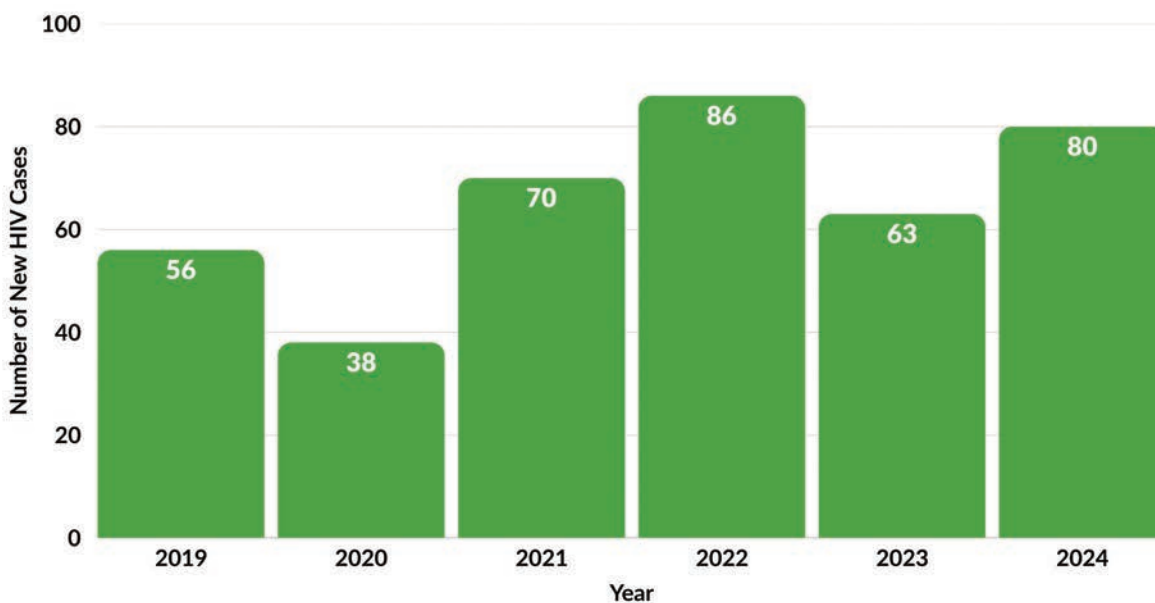
Indicator 3.3.1.

New HIV infections (newly diagnosed cases/year) [-]

The number of newly diagnosed HIV cases per year in Baguio City has been increasing since 2019. From 56 new infections in 2019 to 76 new cases from January to November 2024. Data from the year 2024 is only from January to November, citing an even greater number at the end of the year.

This number declined greatly in 2020 but peaked in 2022. The long-term goal for this indicator is zero new cases. At the national level, there was also an increase in HIV cases per 1000 population from 0.1 in 2015 to 0.2 in 2022. In Central Visayas, 70 percent of people living with HIV are from the highly urbanized city of Cebu, which has the highest number of cases nationwide. Cebu City registered 29 new HIV cases in the first four months of 2024.²⁷

The increase in HIV detection in Baguio City can also be partly attributed to efforts by the Baguio Public Health Service Office, the NGO, and youth volunteer groups to provide services, including HIV testing. A recent study on the HIV epidemic in the country found that community-based organizations are instrumental in expanding HIV screening. The same study revealed that newly reported cases of HIV have “advanced manifestation of the disease” (Gangcuangco & Eustaquio, 2023). This calls for a more speedy conduct of HIV screening and a more organized information dissemination activity.



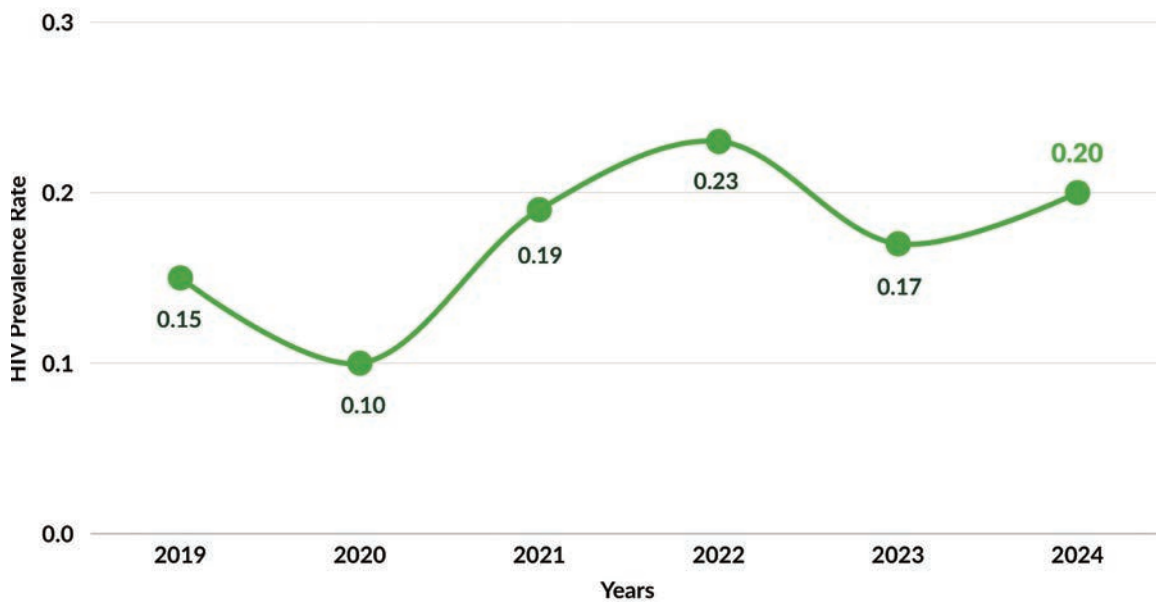
Source: Baguio City HSO

Chart 11. Number of Newly Diagnosed HIV Infections

Baguio HSO continuously collaborates with NGOs and youth volunteers to provide more services like HIV testing and family planning. These organizations include Family Planning Organization of the Philippines, Balay Marvi, and the Northern Sanctuary Metropolitan Community Church. These organizations provide free fast and confidential HIV testing and counselling as well as free HIV Pre-Exposure Prophylaxis (PREP) medication for at-risk individuals.

27 Osmeña, R. (n.d.). Cebu City logs alarming rise in HIV cases. Daily Tribune Retrieved from: <https://tribune.net.ph/2024/07/05/cebu-city-logs-alarming-rise-in-hiv-cases>

HSO reported that the HIV prevalence rate in Baguio City saw an increasing trend from 2019 that peaked at 0.23 per 1,000 population in 2022. This decreased to 0.17 in 2023 and then a slight uptick to 0.20 in the latest data of 2024.



Source: Baguio City HSO

Chart 12. HIV Prevalence Rate in Baguio City

The 2024 HSO Annual Progress Report revealed that from 2017 to 2024, the Baguio City HIV Satellite Treatment Hub reported HIV infections disaggregated by sex, with 96.34 percent of cases being male and 3.65 percent female.




Figure 14. Total Registered Cases of HIV Infections, disaggregated by sex

Source: 2024 HSO Annual Progress Report

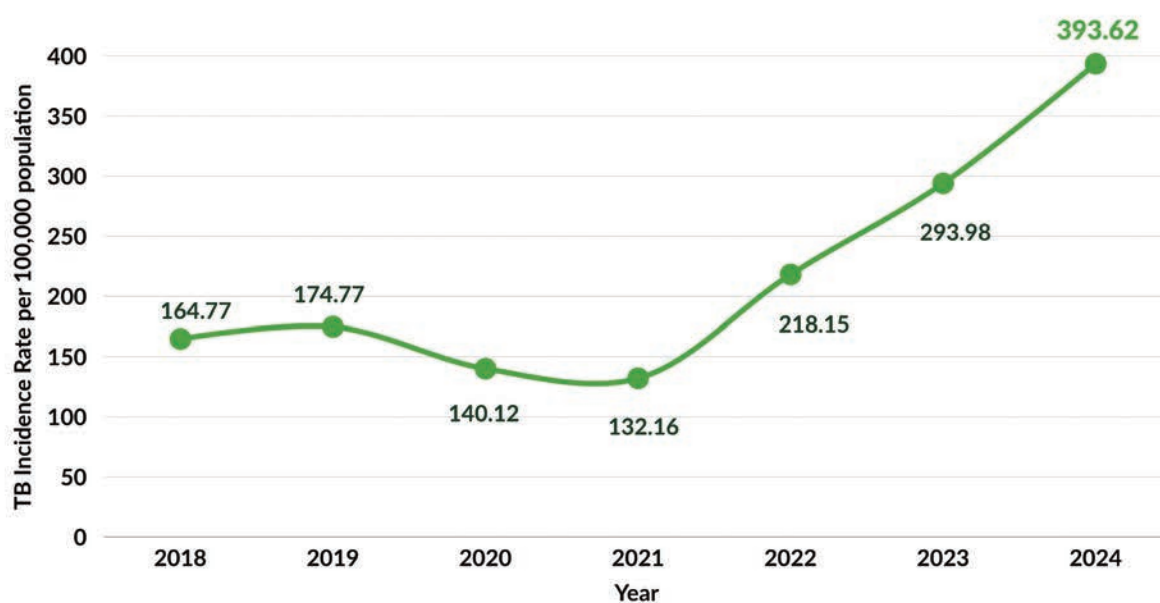
In efforts to help People Living with HIV (PLHIV) in Baguio City, the Reproductive Health and Wellness Center (RHWC) provides free antiretroviral therapy (ART) medication up to six months worth of prescription refills along with door-to-door delivery for those residing outside of Baguio. Eighty-nine percent of the registered PLHIV in 2019 are reported to receive the ART (HSO, 2024).

Indicator 3.3.2

Tuberculosis incidence per 100,000 population [-]

Tuberculosis is an illness that affects the function of the lungs caused by the *Mycobacterium tuberculosis*. It is highly contagious through tiny droplets after a person sneezes or coughs. It can affect people of all ages and even spread to parts of the body outside of the lungs.²⁸ WHO defined the tuberculosis (TB) incidence rate as the estimated number of new and relapse cases of tuberculosis per 100,000 population.

HSO reported that the tuberculosis incidence rate in Baguio City is 164.77 cases in 2018 that eventually decreased to 132.16 in 2021. This then sharply increased to 218.15 cases in 2022 and peaked in 2024 with 393.62 cases.



Source: DOH-CAR / Baguio City HSO

Chart 13. TB Incidence Rate per 100,000 persons

The Philippine set an updated target for the TB incidence rate to 421.0, thus, the City's data on this indicator can still be considered within the acceptable level. However, given its increasing trend, actions need to be undertaken in order to halt the regressing rate. The tuberculosis incidence registered in the entire country is 643 per 100,000 persons in 2023.²⁹

Baguio City has good detection and management of TB cases as compared to the national data. All the figures for diagnosed, completed and cured are on an increasing trend from 2019 to 2024. In 2021, the local health authorities confirmed that this trend necessitated better detection measures as well as efforts to encourage patients to immediately seek medical attention.

The **Smoke Free Baguio program**, a crucial step, must be tightly monitored, and be expanded if necessary. Owing to the result of a previous study on stigma of tuberculosis in Baguio City, wherein patients can resort to counterproductive measures, information dissemination, patient counselling and early TB detection can help improve the scenario.³⁰

28 Mayo Clinic (2025, March 7) Tuberculosis - symptoms and causes. Diseases and conditions. <https://www.mayoclinic.org/diseases-conditions/tuberculosis/symptoms-causes/syc-20351250>

29 Philippine Statistics Authority (08 November 2023). E-2023 Philippine SDG Indicators. Retrieved from: https://psa.gov.ph/sdg/Philippines/baselinedata/good_health_and_well_being

30 Ladia, M. A. J., & Millard, A. V. (n.d.). Clinical ramifications of TB stigma in Baguio City, Philippines. *Acta Medica Philippina*, 51(2), 111-115.

Local Indicator 3.3.2.

Tuberculosis notification rate (per 100,000 population) [-]

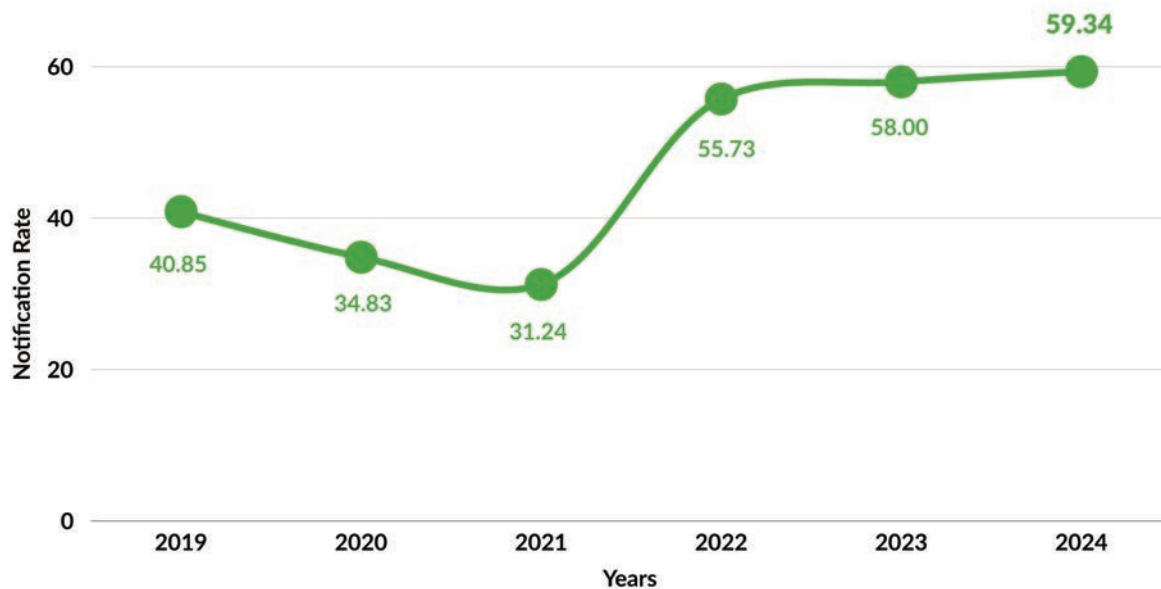
WHO defined the TB notification rate as the number of new sputum smear-positive cases of pulmonary tuberculosis per 100,000 population.³¹

HSO reported a 40.85 TB notification rate in 2019. This decreased to 34.83 in 2020 and reached its lowest in 2021 with 31.24, before increasing again to 55.73 rate in 2022 and reached its peak at 59.34 notification rate in 2024.

The City suggested that the rise after 2021 could be due to improved case detection or real increase in cases of tuberculosis in the city. Specifically, the increasing notification rate could be attributed to either an increase in the number of sputum

smear-positive cases in the city or an increase in the number of people with access healthcare services for TB, including testing and diagnosis of TB. The City also noted that despite the growing population, the cases and notification rates increased at a higher rate. They suggested that this could mean that the TB transmission is outpacing the population growth, which highlighted the need for stronger control measures.

In May 2024, several medical officers of the HSO underwent training in interpreting chest x-ray films and ECG results to enhance their diagnostic capabilities of not only TB cases, but other cardiovascular and respiratory illnesses.



Source: Baguio City Health Services Office

Chart 14. TB Notification Rate per 100,000 persons

31 World Health Organization (n.d) Tuberculosis, TB notification rate per 100 000 population (smear-positive cases). The Global Health Observatory. <https://www.who.int/data/gho/indicator-metadata-registry/imr-details/3613>

Local Indicator 3.3.2. Tuberculosis Cure Rate

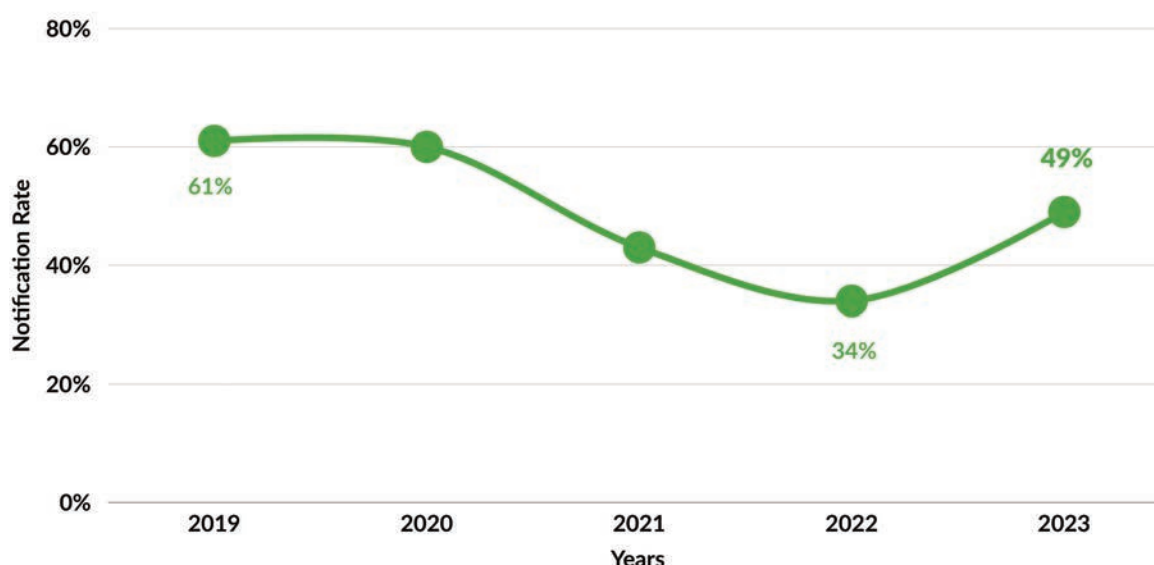
In an effort to curb TB infections, DOH opened the Tuberculosis Directly Observed Therapy (TB-DOTS) clinics that provide treatment for children and adults with tuberculosis. People can receive diagnostic, treatment, and counselling services from TB-DOTS clinics in their local health centers.³²

The City defines cure rate as the representation of the percentage of sputum-positive TB patients, who were bacteriologically confirmed and declared cured after treatment.

The City reported a peak of 61 percent cure rate in 2019 but this declined yearly until its lowest with

34 percent in 2022 despite a 55.73 TB notification rate in the same year. The City then bounced back with 49 percent cure rate in 2023, which was the same year when the City reported the peak of 219 sputum-positive cases and peak 58.00 TB notification rate.

The City reported that this aligned with the following: (1) treatment interruptions during the pandemic; (2) more drug-resistant TB cases; and (3) weaker healthcare support post-pandemic. They also shared that more diagnosed cases does not equal to more cured cases, which meant treatment programs need urgent strengthening.



Source: Baguio City Health Services Office

Chart 15. TB Cure Rate

To further improve TB treatment in the city, the Baguio General Hospital and Medical Center (BGHMC) and the Lucban District Health Center was certified under the short course of the National Tuberculosis Program - Directly Observed Treatment (NTP-DOTS) in 2024. This is part of the initiative to expand DOTS facilities and improve diagnosis, treatment, and support for TB patients across DHCs in Baguio City.

32 Lung Center of the Philippines (n.d) Directly observed therapy (TB-DOTS). Lung Center of the Philippines. <https://lcp.gov.ph/directly-observed-therapy-tb-dots/>

Local Indicator.

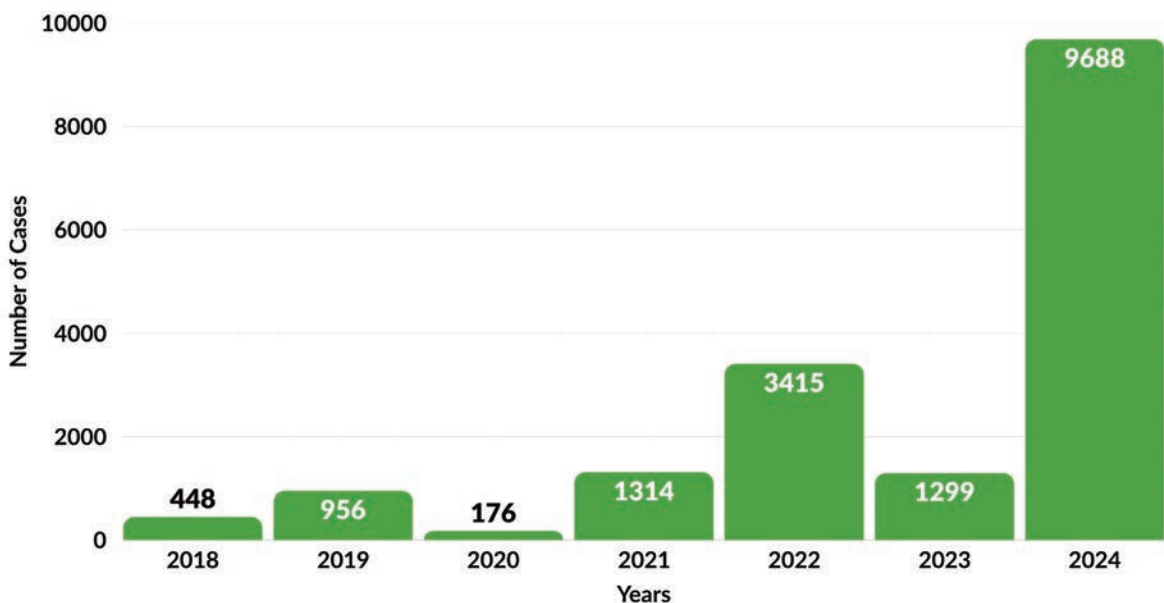
Number of Dengue Cases [-]

Dengue fever is a viral infection that is transmitted by mosquitoes. This affects people of all ages. Symptoms of dengue include fever, headaches, rashes, muscle aches, and in extreme cases can have severe abdominal pain and bleeding of gums and nose. Dengue fever could be fatal³³.

The number of dengue cases recorded in Baguio City has increased since 2018. From only 448 cases, this has increased to 9,688 cases in 2024. The lowest number of dengue cases was recorded in 2020 with only 176 cases. The increase in the number of cases spiked the dengue incidence rate in the City reaching more than 2,543 for every 100,000 population. There are also 19 deaths that have been recorded in 2024.

The battle with dengue disease is an on-going case in Baguio City, as numbers fluctuate per year, and as proven by contrasting reports of a decrease in cases in some years and a hike in other years. This is the same scenario in the entire country with a total number of cases recorded by PSA at 226,500 in 2022, the highest of which are from Region III. Some areas experience dengue outbreaks.

According to the HSO APR 2024, there is an initiative by the Baguio City HSO to curb the number of cases of dengue fever in the city. The “*Denguerra: Level Up, Clean Up for a Mosquito Free Community*” was launched in order to reduce the number of zoonotic diseases, like dengue and leptospirosis, in barangays. District Health Centers were encouraged to develop mobilization activities in their barangays.



Source: Baguio City HSO

Chart 16. Number of Dengue Cases

³³ World Health Organization (2024, April 23) Dengue and severe dengue. World Health Organization. <https://www.who.int/news-room/fact-sheets/detail/dengue-and-severe-dengue#>:

Local Indicator.

Animal bites and rabies [+]

From 2019, the number of animal bite cases in Baguio City has increased from 11,230 cases to 12,200 cases in 2022. It greatly increased in 2021 with 12,875 cases. Deaths from rabies decreased from 2 deaths reported in 2019 to zero deaths in 2021 and 2022.

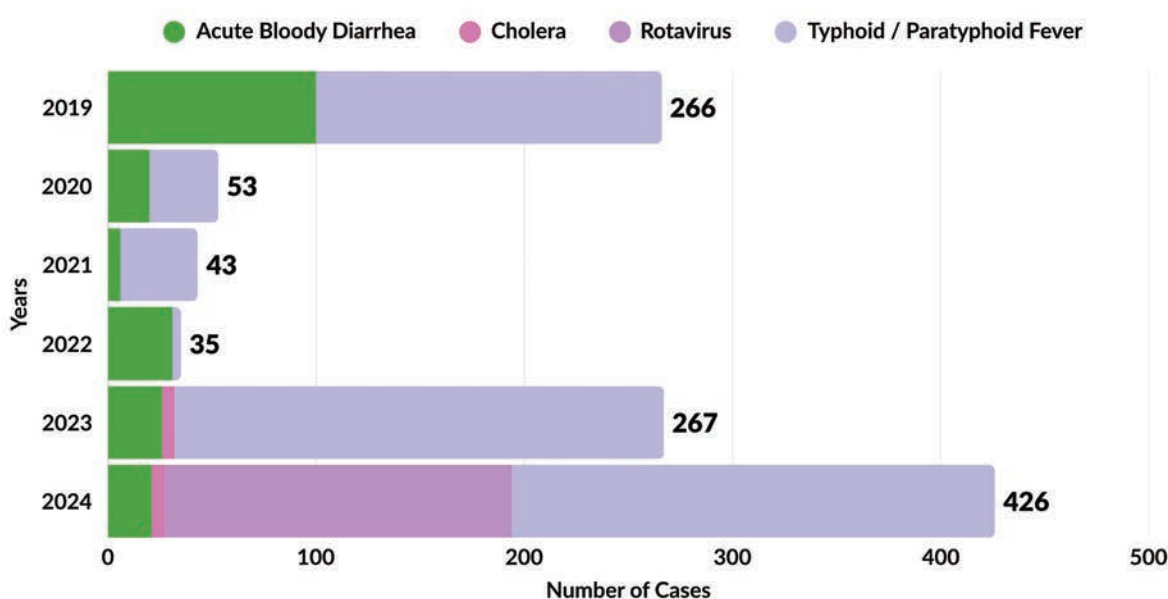
Table 8. Cases of animal bites and deaths from rabies

Year	Animal Bite Cases	Deaths from Rabies
2019	11,230	2
2021	12,875	0
2022	12,200	0

Local Indicator.

Waterborne Diseases [-]

The presence of waterborne diseases can indicate the quality of drinking water in a particular area as the majority of these are caused by bacterial or viral contamination in the water. Some examples of waterborne diseases include acute bloody diarrhea, cholera, rotavirus, and typhoid and paratyphoid fever.



Source: DOH-CAR

Chart 17. Number of Cases of Waterborne Diseases

The number of cases of acute bloody diarrhea has decreased from 100 cases in 2019 to 21 cases in 2024. Cholera is caused by bacterial contamination of food and water. Cases were only recorded in 2023 and 2024 with six cases each. Rotavirus is more prevalent among infants and young children, as adults gain immunity against the virus as they age. Rotavirus cases were only recorded in 2024 with 167 cases. Typhoid and paratyphoid cases have increased from 166 cases in 2019 to 232

cases in 2024. This greatly declined in 2022 with only four cases recorded, while it peaked in 2023 with 235 cases.

In total, the number of cases of waterborne diseases has increased from 266 cases in 2019 to 426 cases in 2024. The total number of waterborne disease cases greatly decreased in 2022 with 35 cases.



Table 9. Number of Reported Food and Waterborne Events (Clusters)

Year	2022	2023	2024
Number of reported food and waterborne events (clusters)	5	3	11
Number of individuals affected	95	116	316

The prevalence of water-borne diseases has noticeably declined during the lockdown periods during the pandemic. The decline in economic activity and mobility caused people to stay at home where a relatively clean source of water is present, compared to restaurants, cafeterias and other food services. The surge in cases in 2023 and 2024, can be associated with more mobility where people most frequently eat outside than at home. A good measure for the city to pursue is increasing the sanitation monitoring of food services.

The City also reported the cluster of food and waterborne diseases from 2022 and 2024. There was an Acute Gastroenteritis outbreak that contributed to the spike of affected individuals in 2024. The outbreak recorded about 3,000 cases, which was the biggest viral-disease outbreak recorded in Baguio City.

HSO interpreted the rising incidence of food and waterborne diseases could be attributed to the several interrelated factors, including: (1) functional epidemiology, surveillance, and response team; (2) monitoring trends due to existing database since 1998; (3) capacity to conduct case investigations; (4) identifying risk factors; (5) laboratory confirmation; (6) surveillance systems established; (7) alert systems in place; (8) contact tracing; and (9) collaboration and communication with other public health agencies, healthcare providers, laboratories, and community partners.

Further to this, HSO also identified challenges that remain: (a) aging and inadequate water infrastructure; (b) rapid urbanization and population density; (c) inconsistent water quality monitoring. These challenges align to the vision of establishing the Livability Index in the city so that they can curb the effects of the potential urban decay predicted to happen by 2043 for Baguio City.



Target 3.4:

By 2030, reduce by one third premature mortality from non-communicable diseases through prevention and treatment and promote mental health and well-being



Photo from: Baguio City Government

Indicator 3.4.1

Mortality rate attributed to cardiovascular disease, cancer, diabetes or chronic respiratory disease

Indicators in this portion are computed as cause-specific mortality rates or the number of deaths per specific cause per 100,000 population. The data utilized is from DOH. There was a general decline in mortality rate due to non-communicable diseases such as heart disease, chronic obstructive pulmonary disease (COPD) and diabetes mellitus in Baguio City over the last five years. Although mortality by vascular disease is in an increasing trend and still the leading cause of death in 2024, the total deaths caused by either heart and vascular diseases in 2024 (226.35) is lower than the rates registered in the base year 2019 (421.5).

This is in sharp contrast with the overall trend in the Philippines, which registered a 5.8 percent mortality rate from non-communicable diseases in 2021, a jump from 4.8 percent in 2015. Aside from vascular diseases, what appears to be a cause of concern is the uptick in the mortality rate from cancer, the second-leading cause of deaths in Baguio City.

To support the Baguio General Hospital and Medical Center (BGHMC) Cancer Center in detecting and managing cancer cases, Blood and Cancer Clinic at the Health Service Office was opened in 2024. The Baguio City administration also started to localize Republic Act No. 11215 or the National Integrated Cancer Control Act (NICCA) in the same year.³⁴

Baguio City also promoted exercise through its efforts to become a Bicycle-Friendly City, which encouraged the use of bicycles as a mode of transportation, a way to improve health, and reduce carbon emissions in the city. A Bicycle Festival was also institutionalized every 03 June, along with the United Nations' World Cycling Day. On the first Bicycle Festival, several roads in the city were closed in order to conduct cycling activities.³⁵

³⁴ Agoot, L. (2024, August 29). Baguio opens blood, cancer clinic to help more patients. Philippine News Agency. Retrieved from: <https://www.pna.gov.ph/articles/1232221#:~:>

³⁵ See, D. A. (2023, June 27) Institutionalization of bicycle festival proposed. The Baguio Herald Express. Retrieved from: <https://baguioheraldexpressonline.com/institutionalization-of-annual-bicycle-festival-proposed/>

Indicator 3.4.1.1.

Mortality rate attributed to cardiovascular diseases **[+]****[-]**

The data available for this indicator was divided between heart diseases and vascular diseases. For the purpose of accuracy, the analysis will also be divided. The analysis points to the varying progress for the City on the indicators assessed.

Mortality attributed to heart diseases **[+]**

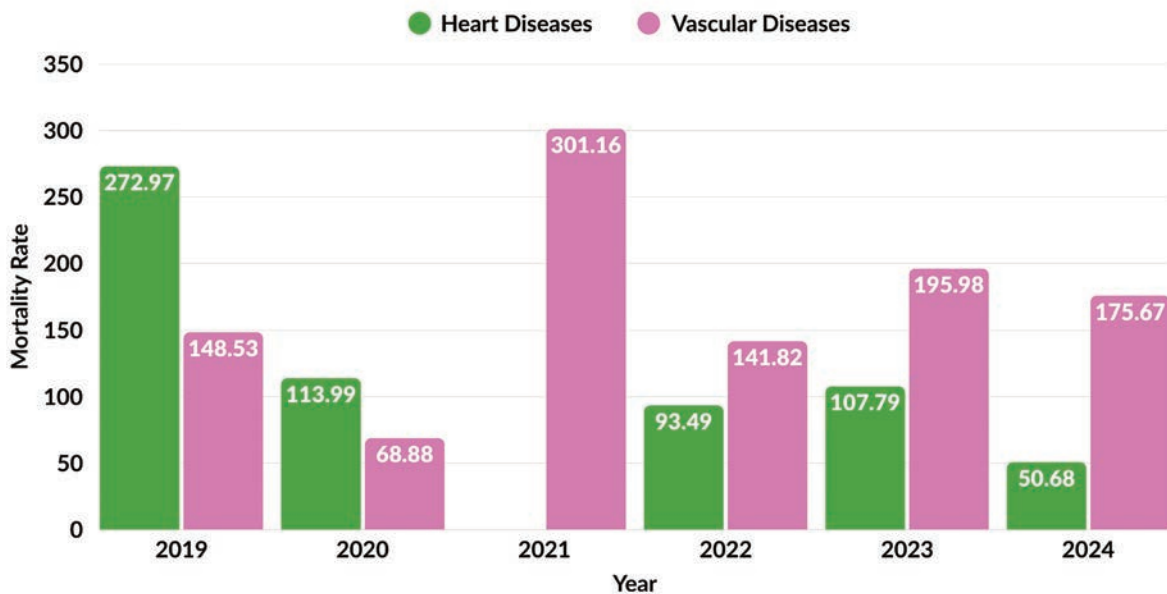
This is a class of diseases that affect the heart with variety of classifications including the diseases that affect the blood vessels in the heart (coronary artery disease), those that affect the heart muscles and valves, those that cause irregular heartbeats (arrhythmia) and those with congenital heart disease.³⁶

DOH reported that the mortality rate attributed to heart diseases decreased from 272.97 deaths per 100,000 population in 2019 to 113.99 deaths per 100,000 in 2020. This continued to decrease to 93.49 in 2022 to its lowest at 50.68 deaths in 2024. There is no data recorded for 2021.

Mortality attributed to vascular disease **[-]**

This is a class of diseases related to the circulatory system, specifically the blood vessels in the body—arteries, veins, and capillaries. The common cause of vascular disease is the blockage of the blood vessels due to plaque, which is made up of accumulated fat and cholesterol.³⁷

DOH reported that the mortality rate attributed to vascular disease was 148.53 deaths per 100,000 population in 2019 to 68.88 deaths in 2020. This peaked in 2021 at 301.2 deaths before decreasing to 175.67 deaths per 100,000 population in 2024. In 2024, this was the leading cause of death in Baguio City among non-communicable diseases.



Source: Department of Health CAR

Chart 18. Mortality Rates Due to Cardiovascular Diseases

³⁶ Mayo Clinic (2024, August 13) Heart disease - symptoms and causes. Diseases and Conditions. Retrieved from: <https://www.mayoclinic.org/diseases-conditions/heart-disease/symptoms-causes/syc-20353118>

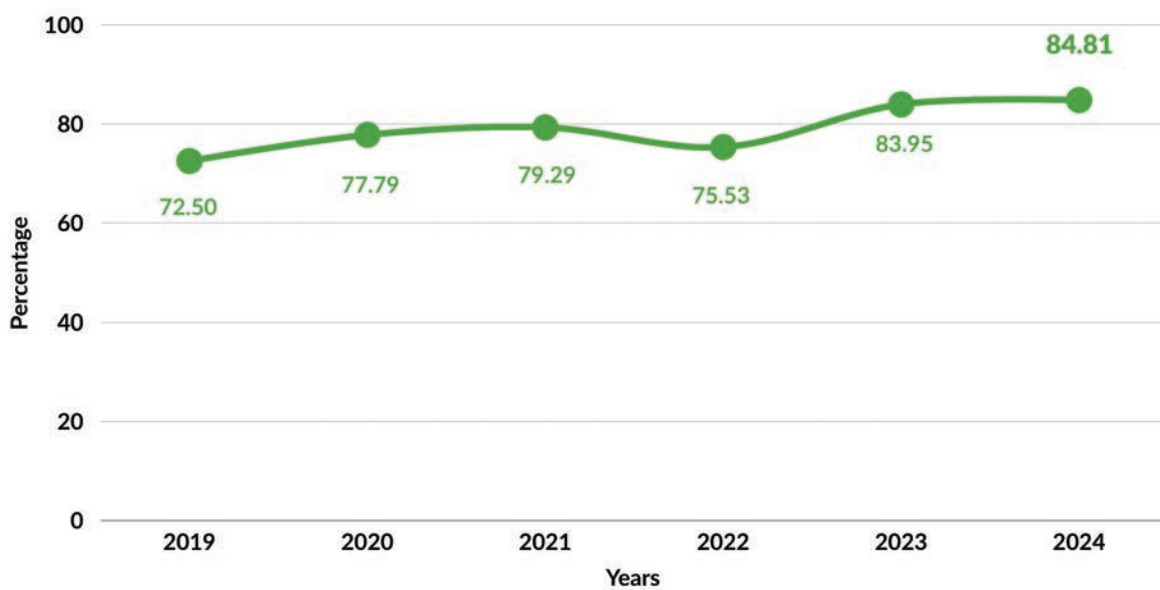
³⁷ Cleveland Clinic (2022, March 22) Vascular disease: types, causes, symptoms. Diseases and conditions. Retrieved from: <https://my.clevelandclinic.org/health/diseases/17604-vascular-disease>

Indicator 3.4.1.2

Mortality Attributed to Cancer [-]

Cancer is a set of diseases wherein the normal cells of the body become rapidly growing abnormal cells that spread within an organ and to other parts of the body. This is the second leading cause of death globally.³⁸

HSO reported 72.50 percent mortality rate attributed to cancer in 2019. This has been increasing and reached the peak of 84.81 percent in 2024 with a count of 323 deaths recorded in Baguio residents alone. In comparison, the national target for this indicator is 0.7 mortality rate.



Source: Baguio City HSO – Baguio residents only.

Chart 19. Mortality Rate Attributed to Cancer

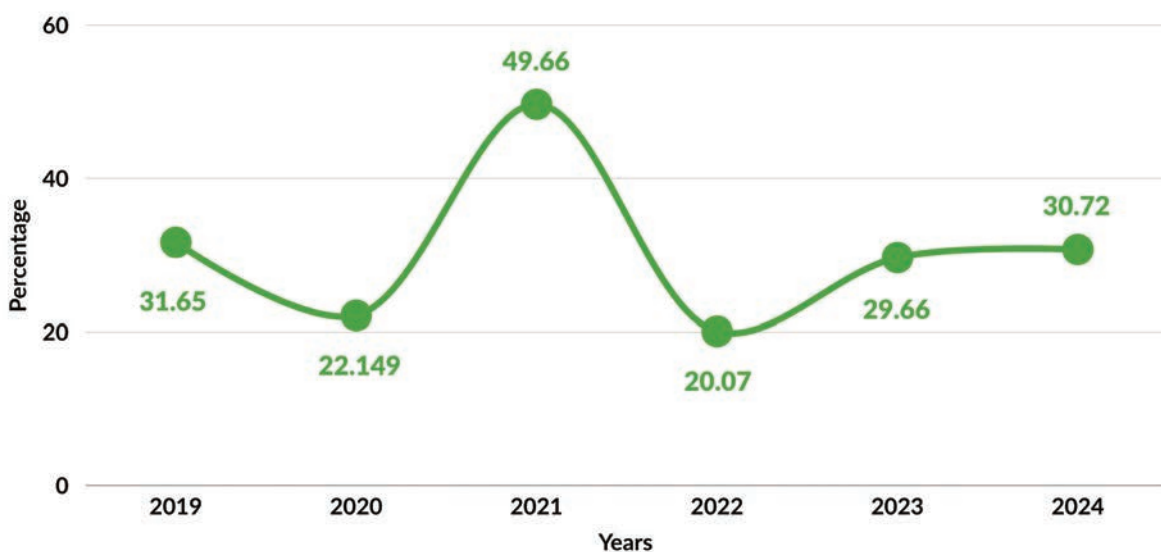
38 World Health Organization (n.d) Cancer - overview. Health topics. Retrieved from: https://www.who.int/health-topics/cancer#tab=tab_1

Indicator 3.4.1.3

Mortality attributed to diabetes mellitus **[+]**

Diabetes mellitus are a group of endocrine diseases characterized by the inability of the body to regulate blood glucose. DM Type 1 is an autoimmune disease that usually develops in childhood and occurs when the immune system attacks the cells that produce insulin. DM Type 2 is more common among adults, but can also develop in childhood due to obesity. This is characterized by the inability of cells to respond to insulin in the body.³⁹

Deaths attributed to diabetes mellitus have decreased since 2019. From 31.65 deaths per 100,000 population in 2019, the mortality rate due to diabetes mellitus has decreased to 30.72 deaths per 100,000 population in 2024. The lowest recorded mortality rate due to diabetes mellitus was recorded in 2022, with 20.07 deaths per 100,000 population.



Source: DOH-CAR

Chart 20. Mortality Rate Attributed to Diabetes

39 World Health Organization (n.d) Diabetes - overview. Health topics. Retrieved from: https://www.who.int/health-topics/diabetes#tab=tab_1

Indicator 3.4.1.4

Mortality due to Chronic Respiratory Disease [+]

Aligned with the Global Action Plan, the Philippines also monitors the two most common chronic respiratory diseases, which are asthma and chronic obstructive pulmonary disease (COPD). WHO reported that more than one million of deaths due to chronic respiratory diseases occur “prematurely in people aged under 70 years.”⁴⁰ The Philippines aims to lower the mortality rate due to this to 0.1 by 2030.

Although Baguio City reported high mortality rates for both asthma and COPD, the trend for the city has been positively moving downwards.

Asthma

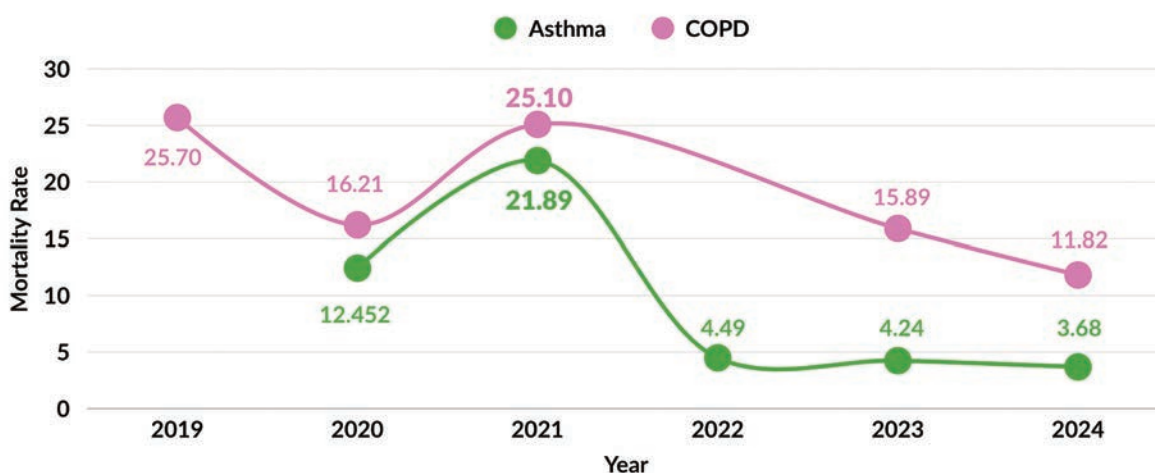
Asthma is defined as a “chronic inflammation of airways, which contributes to airway hyper responsiveness that leads to recurrent episodes of wheezing, breathlessness, chest tightness, and coughing.”⁴¹

Baguio City recorded 12.43 mortality rate due to asthma in 2020 and then jumped to a peak of 21.89 mortality rate in 2021, noting that most of the cases are female with 73 recorded cases in the same year. The mortality rate for asthma then decreased in subsequent years, reaching its current lowest record at 3.68 in 2024.

Chronic Obstructive Pulmonary Disease (COPD)

COPD is a chronic condition as a result of damage or clogging of the lungs and airways. This leads to inflammation, airway obstruction and difficulty breathing. Patients with COPD have symptoms such as chronic cough with phlegm and fatigue. They are at risk of other respiratory illnesses such as pneumonia and lung cancer. COPD is often a result of active or passive smoking, exposure to irritants of the lungs, indoor smoke pollution, childhood asthma, and even genetic conditions.⁴²

Based on the data from DOH, the mortality rate due to COPD has decreased since the baseline year 2019. From 25.70 deaths per 100,000 population, this number decreased to 16.21 deaths in 2020. However the mortality rate increased again in 2021 with 25.10 deaths, before decreasing again in 2024 to 11.82 deaths per 100,000 population. There is no data recorded in 2022.



Source: Department of Health CAR

Chart 21. Mortality Rate Attributed to Chronic Respiratory Disease

40 World Health Organization. Chronic Respiratory Diseases Programme. Retrieved from: <https://www.who.int/teams/noncommunicable-diseases/ncds-management/chronic-respiratory-diseases-programme>

41 Philippine Health Insurance Corporation. Circular No. 2016-0004. Policy Statements on the Diagnosis and Management of Asthma in Adults As Reference by the Corporation in Ensuring Quality of Care. Retrieved from: <https://www.philhealth.gov.ph/circulars/2016/circ2016-004.pdf>

42 World Health Organization (2024, November 6) Chronic obstructive pulmonary disease (COPD). World Health Organization. Retrieved from: <https://www.who.int/news-room/fact-sheet/COPD>

The current national progress is also on a downward trend for this Goal, which depicts the need for increased investment in this sector. For instance, non-communicable diseases (NCDs), including kidney problems, related to unhealthy lifestyles and environments and an increasingly ageing population are currently the leading cause of mortality among Filipino adults, which comprised 64 percent of total deaths in the country as of 2019. Further, there are 2.3 million Filipinos with chronic kidney disease and only 372 dialysis centers in the country as of 2023. As such, the establishment of specialized healthcare facilities will help in slowing down the mortality rate due to NCDs and other diseases needing specialized care and contribute towards an increase in the life expectancy of patients diagnosed with such diseases. Moreover, supplementary to Philippine Health Center, the creation of specialty health facilities is crucial to the attainment of universal health care which will allow more focused provision of care and services for specific health conditions while increasing the capacity to cater to the health needs of the rest of the population.

Global/ Local Indicator 3.4.2.

Number of suicide incidents [+]

Suicide is one of the leading causes of death among the 15 to 29 year old age group and is very prevalent among middle- and low-income nations (WHO). Along with this, there is stigma on mental disorders and a taboo in availing mental health services.⁴³

A total of 126 deaths by suicide has been recorded in Baguio City from 2021 to 2024, with a peak of 37 cases recorded in both 2021 and 2023, before declining to 24 in 2024.

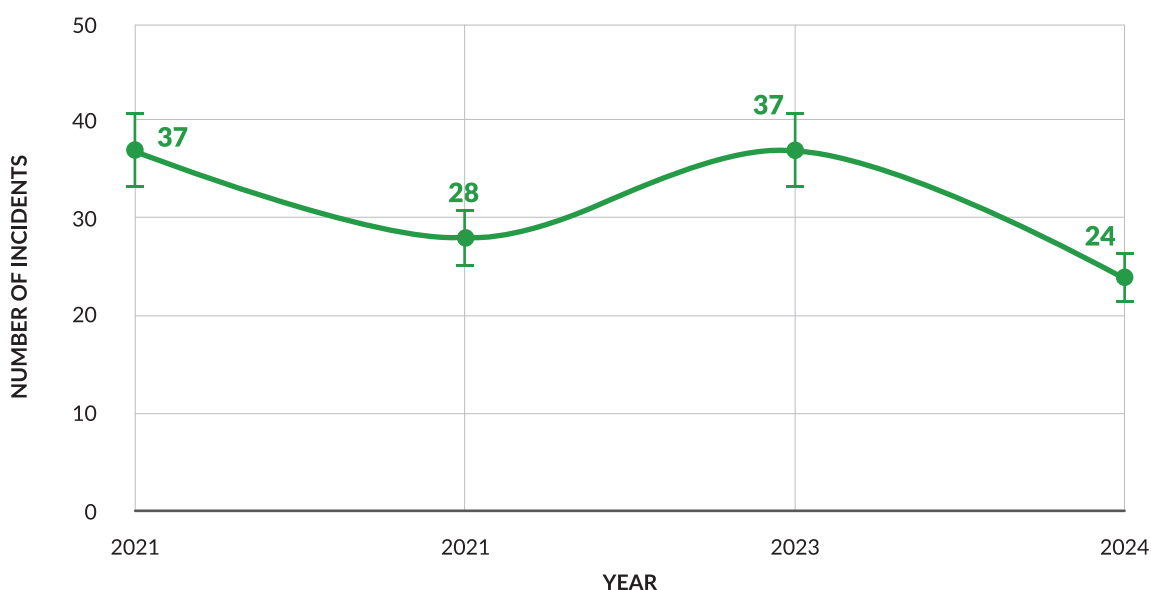


Chart 22. Number of suicide incidents recorded

Baguio City HSO established the **Mental Health Gap Action Plan (MHGAP)**, which offers personalized treatment to patients diagnosed with mental health conditions. Baguio CSWDO also offered financial assistance for patients in need, especially for purchasing medication.

Additional data from the HSO APR revealed that the prevalence of mental health disorders diagnosed and managed by the HSO has increased in 2024. With only 241 cases in 2023, this more than doubled in 2024 with 525 cases. Breaking this down further, the majority of cases diagnosed and managed by the HSO is depression, followed by bipolar disorder. The increase in the number of cases can be viewed as a positive, as more individuals are seeking out the help that they need and are now being treated for their conditions.

43 World Health Organization (2025, March 25) Suicide. World Health Organization. Retrieved from: <https://www.who.int/news-room/fact-sheets/detail/suicide>

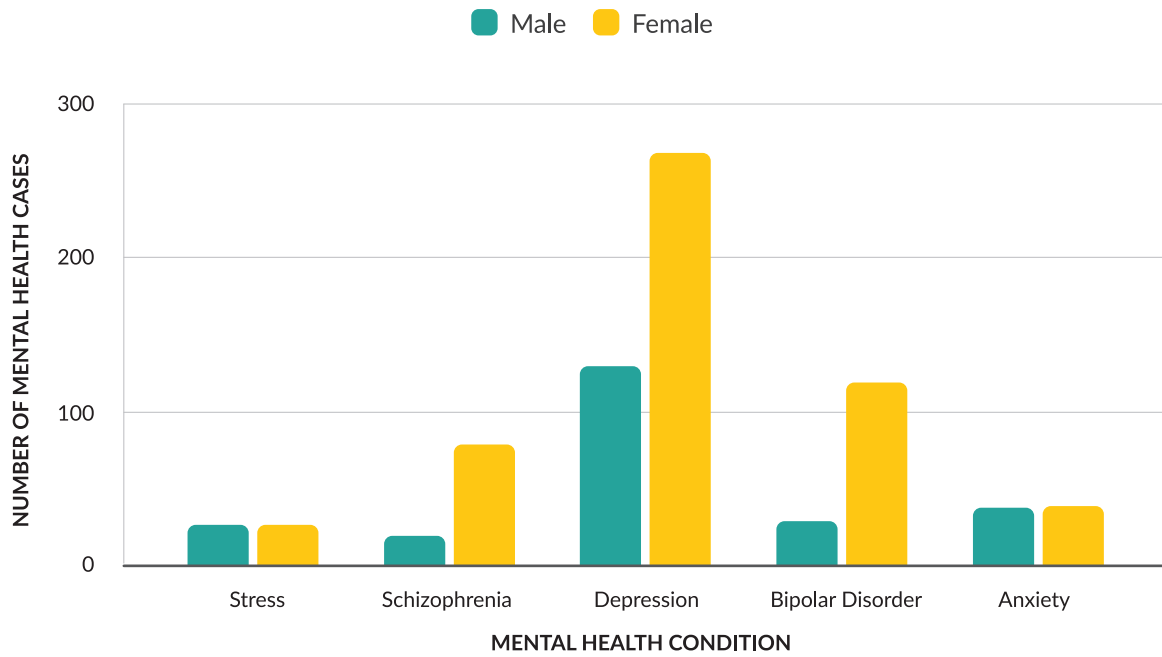


Chart 23. Number of mental health cases seen and managed by the HSO

A total of 126 suicide incidents have been recorded in the city from 2021 to 2024. Majority of suicide deaths were male, which comprised 85.7 percent of the total number of deaths, while only 14.3 percent were female.

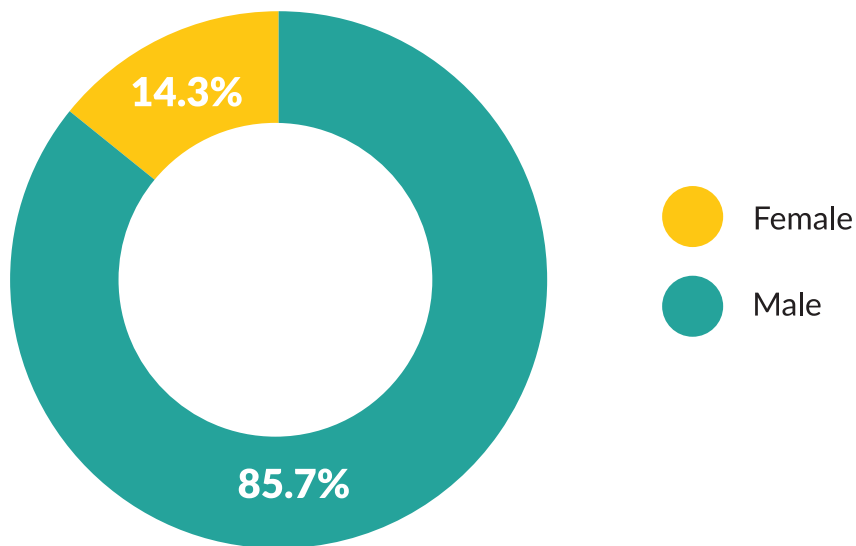


Chart 24. Total number of suicide incidents by gender (2021-2024)

However, the HSO reported that they had seen more female patients than male in 2023 and 2024. Sixty-five percent of the total mental health conditions seen and managed by the HSO are female patients, while the 35 percent are male. This can indicate that more females avail mental health services in the HSO.

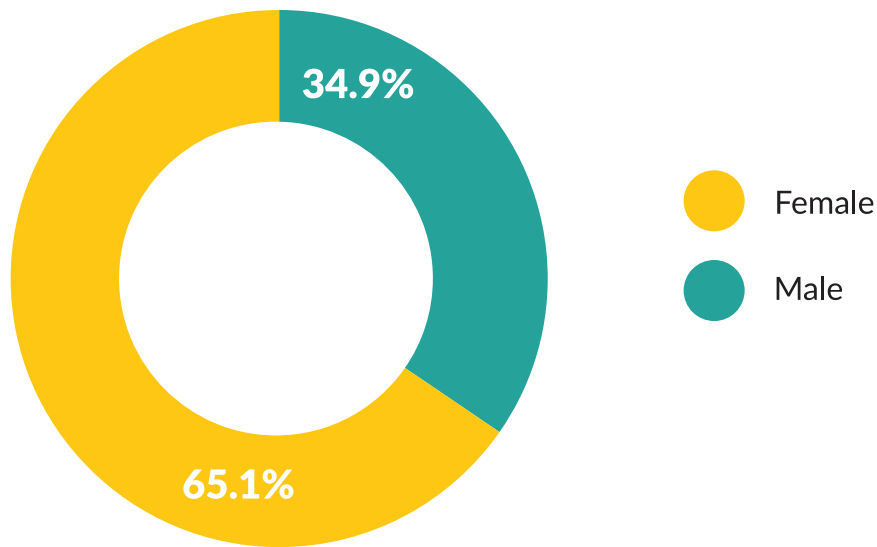


Chart 25. Mental health cases seen and managed by HSO, by gender (2023 to 2024)

Target 3.5
Strengthen the prevention and treatment of substance abuse⁴, including narcotic drug abuse and harmful use of alcohol

Local Indicator 3.4.2.

Number of cases of Alcohol Use Disorder (AUD) [-]

Alcohol Use Disorder (AUD) is commonly associated with the lack of control in alcohol intake. Excessive alcohol intake is associated with mental and physical impairments and even increased risk of illness.⁴⁴

Seven cases of AUD were diagnosed by the HSO, with all of the cases being male, from 2022 to 2024 (HSO APR 2024). A gradual increase in the number of cases has been observed which can be attributed to the increased monitoring and

reporting done by the HSO. From one case in 2022 to two cases in 2023 and eventually four cases in 2024. The report suggests:

“Notably, no female cases were reported during this period, raising concerns about potential societal stigma or barriers to accessing diagnosis and treatment for women. This trend suggests a need for targeted outreach to female populations and further examination of the socio-economic and cultural factors influencing alcohol use.”

⁴⁴ Mayo Clinic (2022, May 18) Alcohol use disorder - symptoms and causes. Diseases and conditions. <https://www.mayoclinic.org/diseases-conditions/alcohol-use-disorder/symptoms-causes/syc-20369243>

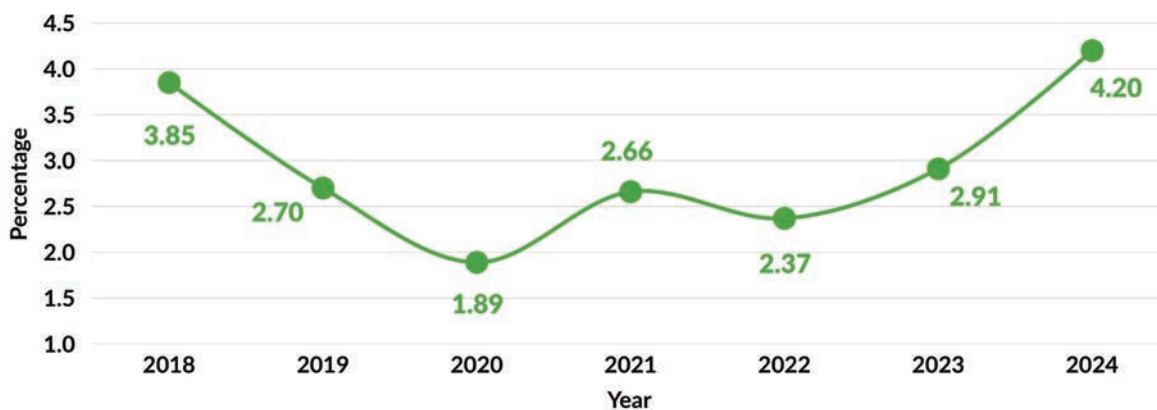
Indicator 3.6.1 Death rate due to road traffic injuries per 100,000 population [-]



Target 3.6
By 2030, halve the number of global deaths and injuries from road traffic accidents


According to the WHO, road accidents are the leading cause of deaths among children and young adults aged five to 29 years. In Baguio City, the mortality rate due to road accidents has increased from 3.85 deaths per 100,000 population in 2018

to 4.20 deaths per 100,000 population in 2024. This indicator is regressing, given its increasing trend from 2018 to 2024. While the current level is below the latest national data of 10.9 (2022), this is above the national target of 4.0 by 2030.



Source: Baguio City HSO

Chart 26. Death rate due to road traffic injuries per 100,000 persons

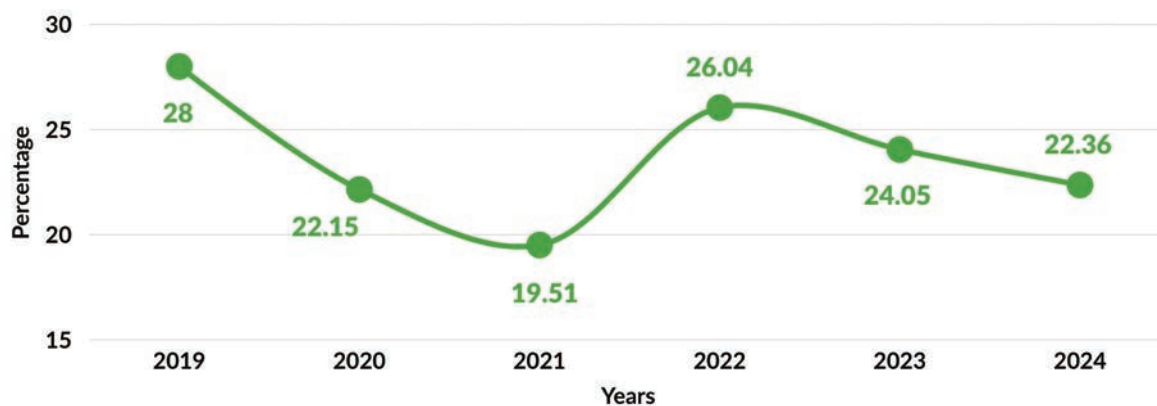


Target 3.7
By 2030, ensure universal access to sexual and reproductive health-care services, including for family planning, information and education, and the integration of reproductive health into national strategies and programmes

Indicator 3.7.2 Adolescent birth rate (aged 15-19 years) per 1,000 women (percentage) [+]

Based on the HSO APR 2024, the percentage of adolescent pregnancies in Baguio city has fluctuated with a downward trend. From 28 percent of total pregnancies in 2019, this decreased to 19.5 percent in 2021. This then increased to 26

percent in 2022, before decreasing to 22.4 percent in 2024. This is below the current national data of 25.00 (2022) but still far from the national target of 12.0 by 2030.



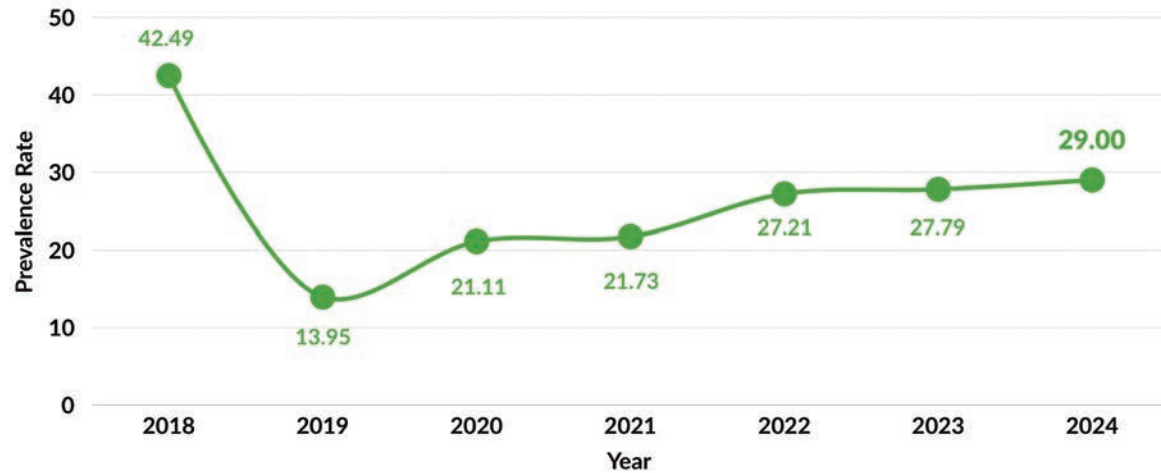
Source: 2024 HSO Annual Progress Report

Chart 27. Adolescents (aged 15-19) birth rate per 1,000 women

Indicator 3.7.s1

Contraceptive prevalence rate for modern family planning [+]

In 2018, Baguio City reported a 42.49 contraceptive prevalence rate. However, this plummeted to 13.95 by 2019. The city then slowly increased the rate to 21.11 in 2020 to the current 29.00 rate in 2024. Despite the sharp decrease from the baseline of 2018, this indicator is progressing towards the national target of 100.0 by 2030.



Source: Baguio City HSO

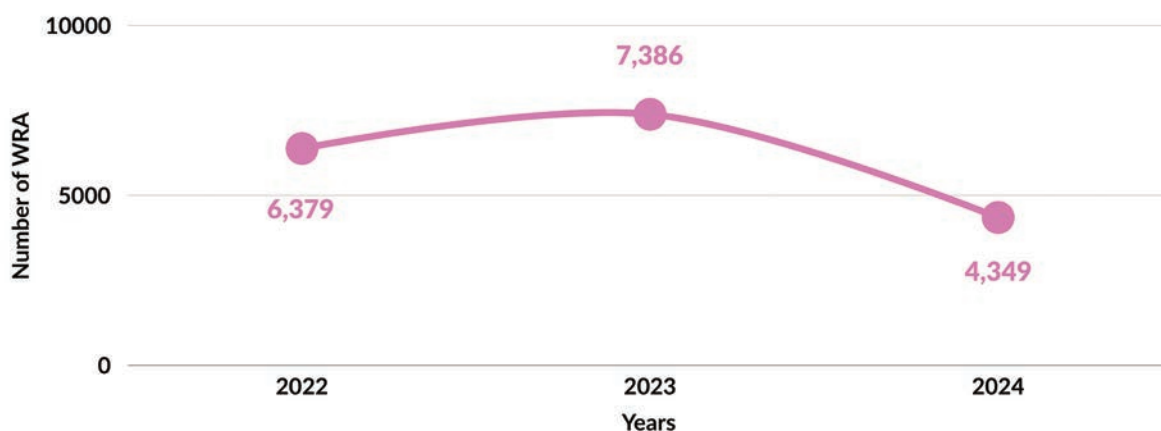
Chart 28. Contraceptive Prevalence Rate

Local Indicator 3.7.1.

Unmet need for family planning [-]

The United Nations⁴⁵ defines unmet need for family planning as the “percentage of women of reproductive age (WRA), either married or in a union, who have unmet need for family planning.” They are “those who want to stop or delay childbearing but are not using any method of contraception.”

From 2022 to 2024, Baguio City reported a 6.23 percent of WRA or about 6,379 with unmet need for family planning in 2022. The record peaked at 7.01 by 2023 to lowering to 3.91 by 2024, recording only 4,349 WRA. Given latest data, the City is progressing on this local indicator.



Source: Baguio City Health Services Office

Chart 29. Number of WRA with unmet need for family planning

45 United Nations. Unmet Need for Family Planning. Retrieved from: https://www.un.org/en/development/desa/population/publications/dataset/contraception/wcu2014/Metadata/WCU2014_UNMET_NEED_metadata.pdf

DOH made aggressive efforts to push for family planning in the past years. Pregnant women who avail of free check-ups in public hospitals are encouraged to try the different methods available to limit childbirth. This practice is also observed in Baguio City. On the national level, the proportion of currently married women who have their needs for family planning satisfied rose from 56.9 percent in 2017 to 59.1 percent in 2022.

To specifically target adolescent pregnancies, Baguio City revived its **Teen Hub Program**, which provided counseling and healthcare services for adolescents aged 10–19. The program aims to empower and uplift teenagers by providing educational resources and a secure environment for personal growth. All 16 Baguio district health centers offer the Teen Hub services. The program also organizes visits to schools to provide counseling and guidance to students, demonstrating the city’s commitment to supporting youth well-being.

In order to equip adolescent moms and expectant mothers on healthcare, the Baguio HSO has an activity called “Young Mom.” This activity aimed to educate young moms on breastfeeding, childcare, immunization, child nutrition, dental services, responsible parenthood, and family planning.



Target 3.8

Achieve universal health coverage, including financial risk protection, access to quality essential health-care services and access to safe, effective, quality and affordable essential medicines and vaccines for all

Baguio City localized the Universal Health Care Act through Resolution 177-2022 which adopted the provisions and principles of the DOH Administrative Order 2021-0063, also known as the Health Promotion Framework Strategy (HPFS) 2030. This was designed to oversee the implementation of the program at the local level through dedicated local committees and offices.⁴⁶

To support the program further, the City Government also earmarked financial support to various programs: PHP 4.8 million for the Healthy Settings Program on Healthy Communities, PHP 2.4 million for the Bakuna Champions Program and PHP 2.4 million for the Peer Support Program for the Youth. At the regional level, Philippine Health Insurance Corporation-Cordillera (PhilHealth-CAR) initiated the “Pinalawak at mga Bagong Benepisyo para sa Mamamayang Filipino” (PBBM) which aimed at widening health care coverage and as well as improving the delivery of health care services (PIA-CAR, 2024). At the regional level, 77.7 percent of the population will be covered by any type of Philhealth insurance in 2022, the third highest record next to Davao (78.7 percent) and CARAGA (78.4 percent).

Some residents of Baguio City are aware of the coverage, services, programs, and free consultations that are covered under PhilHealth. It was mentioned in the discussions that PhilHealth Baguio supports local health programs in the city. Malasakit programs for free medical care are also available.

One of the challenges identified during the consultation sessions is the financial difficulties that make accessing healthcare difficult. If an individual opted to avail financial assistance, the processing of documents takes a long time. There are also long waiting times for health care services due to the number of patients, lack of specialized doctors and insufficient number of rooms in hospitals for admissions. There is also a need for accessible infrastructures for PWDs.

Healthcare information and health program details are also difficult to access for people who are not knowledgeable about the City’s healthcare system and health providers. Information about healthcare and health programs mainly comes from the official social media pages of the city like the Baguio City Public Information Office Facebook page, but information is usually scattered across multiple Facebook Pages. Common sources of healthcare information are TV news channels, radio shows, print media, friends and family who are in the healthcare field, and group chats for barangay residents.

Multiple challenges related to health information and technology also emerged during the pandemic. Many hospitals had to close business due to delays in payment. Promotion of digital solutions on healthcare payments will increase productivity in the health sector that will contribute to addressing other system-related problems, including information management for better healthcare services.

⁴⁶ Agoot, L. (n.d.). Baguio adopts health framework to implement UHC law. <https://www.pna.gov.ph/articles/1173953>



Target 3.a

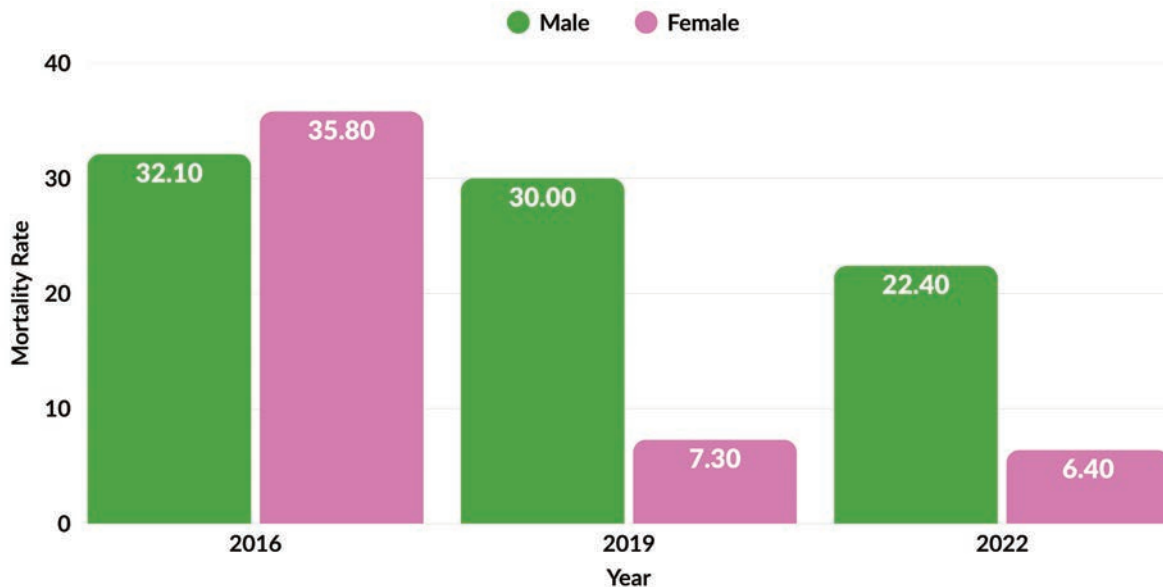
Strengthen the implementation of the World Health Organization Framework on Tobacco Control in all countries, as appropriate

Indicator 3.a.s1

Prevalence of current tobacco use [+]

Tobacco contains nicotine, a highly addictive substance. Continued smoking can increase the risk of cardiovascular and lung diseases. Smoking can also affect other people through passive or secondhand smoking, also increasing their risk for illness.⁴⁷

The overall prevalence of current tobacco users aged 15 and older has decreased significantly since 2016 (HSO APR 2024). From 34 percent in 2014, this decreased to 13.1 percent in 2022. The current use of tobacco is more prevalent among men and women with 22.4 percent of males versus 6.4 percent of women currently using tobacco in 2022.



Source: HSO 2024 Annual Progress Report

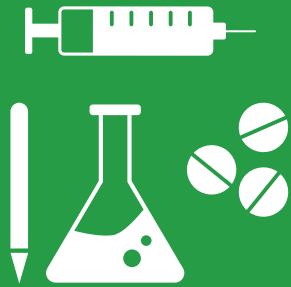
Chart 30. Prevalence of current tobacco use among adults aged 15 and older

One factor that can be attributed to the decline in current tobacco is the initiative of the Baguio City Government called the **Smoke-Free Baguio** ordinance which “prohibits the use, sale, distribution, and advertisement of cigarettes and other tobacco products” in certain parts of the city. This has since then included vapes and e-cigarettes. This program also established a task force that monitors and inspects barangays for compliance with the ordinance. Along with this, advocacy and enforcement training programs and workshops are also conducted regularly. There is also a smoking cessation program that helps individuals to safely stop smoking.⁴⁸ This program was recognized by the Red Orchid Award by DOH.

Another initiative mentioned in the HSO APR 2024, under Smoke-Free Baguio, there were several smoke-free and vape-free campaigns in the city to discourage the use of tobacco products in the city which included the destruction of tobacco and e-cigarette products on 08 August 2024 which was held in Malcolm Square in People’s Park.

47 World Health Organization (n.d) Tobacco. Health topics. Retrieved from: https://www.who.int/health-topics/tobacco#tab=tab_1

48 City Government of Baguio



Target 3.b

3.b Support the research and development of vaccines and medicines for the communicable and non-communicable diseases that primarily affect developing countries, provide access to affordable essential medicines and vaccines, in accordance with the Doha Declaration on the TRIPS Agreement and Public Health, which affirms the right of developing countries to use to the full the provisions in the Agreement on Trade-Related Aspects of Intellectual Property Rights regarding flexibilities to protect public health, and, in particular, provide access to medicines for all

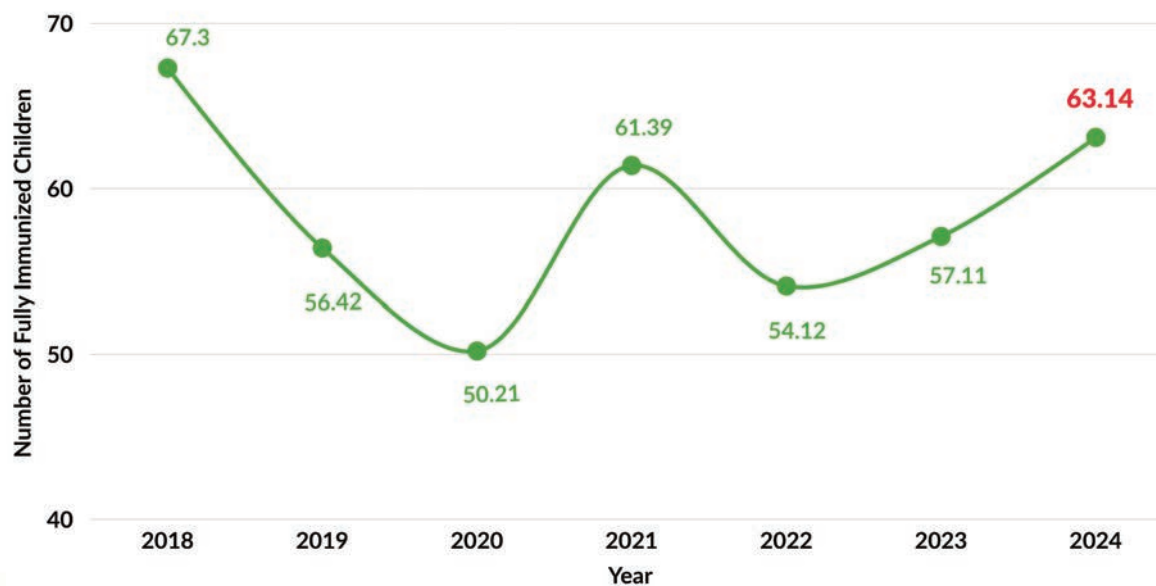


Local Indicator 3.b.s1

Number of fully immunized children [-]

HSO stated that a child is considered to be fully immunized (FIC) when they have received one dose of Bacillus Calmette-Guerin Vaccine, three doses of the pentavalent vaccine, three doses of the oral polio vaccine, and one dose of a measles-containing vaccine within the first year of life. In their APR 2024, HSO reported that the percentage of FICs in

Baguio City has been fluctuating with a downward trend. From 67.3 percent in 2018, this decreased to 50.2 percent in 2020. This increased slightly in 2021 with 61.4 percent before decreasing to 57.1 percent in 2023, before increasing slightly to 63.1 percent in 2024.



Source: Baguio City HSO

Chart 31. Proportion of Fully Immunized Children

As the City caters to residents and non-residents, HSO also monitored the dataset of FIC who are exclusively Baguio residents. For this, HSO recorded an 82.04 percent for Baguio residents only. This will set the City closer to its target.

The declining immunization rates of the city should be further assessed, particularly its implications to child mortality, which is currently experiencing a negative trend as well. While efforts to increase immunization have been observed in 2024, more strategic initiatives are needed to accelerate progress for this Goal.

SDG



04 QUALITY EDUCATION

SDG 4 aims to ensure inclusive and quality education for all and promote lifelong learning. Baguio City adopted 12 indicators aligned with the national indicators under this Goal.

Baguio City strives to provide quality education to not only the residents of the city, but also those from surrounding areas, as it aims to be recognized as the “Education Center of the North.” A city ordinance was proposed in 2024 to enhance the quality of education in the schools, close educational gaps, and empower students in Baguio City. The city is home to over 300 educational institutions, including the Philippine Military Academy (PMA). The ordinance also aims to promote English as a second language in the city. Projects that also ensure student welfare are also proposed under this ordinance such as financial and employment assistance, mental health services, sports events and other co-curricular activities, and career coaching.⁴⁹



Photo from: Baguio City Government

49 See, D. A. (2024, February 1) Baguio City as Education Center of the North to be formalized. The Baguio Herald Express. <https://baguioheraldexpressonline.com/baguio-as-education-center-of-the-north-to-be-formalized/>

SUMMARY OF INDICATORS

Indicator 4.1.2
Completion rate of K-
elementary, JHS, and SHS

Regressing

K-Elementary -
92.1%
JHS - 84.1%
SHS - 84.13

Indicator 4.1.s2
Cohort survival rate

On track

Elementary -
100
JHS - 93

Local Indicator 4.1.s3
Dropout rate

Regressing

K-Elementary -
0.4%
JHS - 1.5%
SHS - 0.6%

Local Indicator 4.a.1
Number of students/learners in
Schools of Living Tradition

Progressing

570

Local Indicator 4.c.1
Teacher-student ratio in public
pre-elementary, elementary, and
secondary schools

Progressing

Elementary -
1:29
Secondary -
1:24

Local Indicator 4.1.1
Net Enrolment rate in Public
Elementary, JHS, and SHS

On track

Elementary - 103
JHS - 100.07
SHS - 103.3

Indicator 4.4.1.p1
Internet access in Baguio City

Progressing

83%
NT: 100

NT = National Target by 2030 as of February 2025

Indicator 4.3.s4 TVET Rate

Regressing

6,512
certified
in 2024

Indicator 4.6.1

Percentage of population in a given age group achieving at least a fixed level of proficiency in functional (a) literacy and (b) numeracy skills

Regressing

Elementary
(2018) - 47.93
Secondary
(2018) - 59.41

Indicator 4.a.1

Proportion of public schools with access to (a) electricity (b) internet for pedagogical purposes (c) computers for pedagogical purposes (d) sanitation facilities (e) basic hand-washing facilities

On track

Electricity - 100
Internet - 100
Computers - 100
Single-sex Bathroom
Facilities - 100
Basic Handwashing
Facilities - 100%

Local Indicator 4.3.1 Number of ALS Enrollees

Regressing

Elementary -
114 (2023)
Secondary -
699 (2023)

Local Indicator 4.3.1 Passing rate in A and E Test

Progressing

Elementary -
100 (2023)
Secondary -
93.88 (2023)



Photo from: Baguio City Government

Baguio City also plans to establish specialized high schools for sports and the arts. House Bill 7316 aims to open Baguio City High School for the Arts and House Bill 8700 aims to open Baguio City Sports High School. By establishing these special schools for the arts and sports aims to harness the natural skills and talents of the youth in Baguio

City as well as the surrounding areas. The Baguio City Sports High School will still be supervised by DepEd but in coordination with the Philippine Sports Commission.⁵⁰

Overall, Baguio City is **progressing** [+] towards this Goal.

50 Quitasol, A. (2024, January 06). Baguio sees two specialized high schools for arts and sports. Daily Tribune. <https://tribune.net.ph/2024/01/06/baguio-sees-two-specialized-high-schools-for-arts-and-sports>



Target 4.1

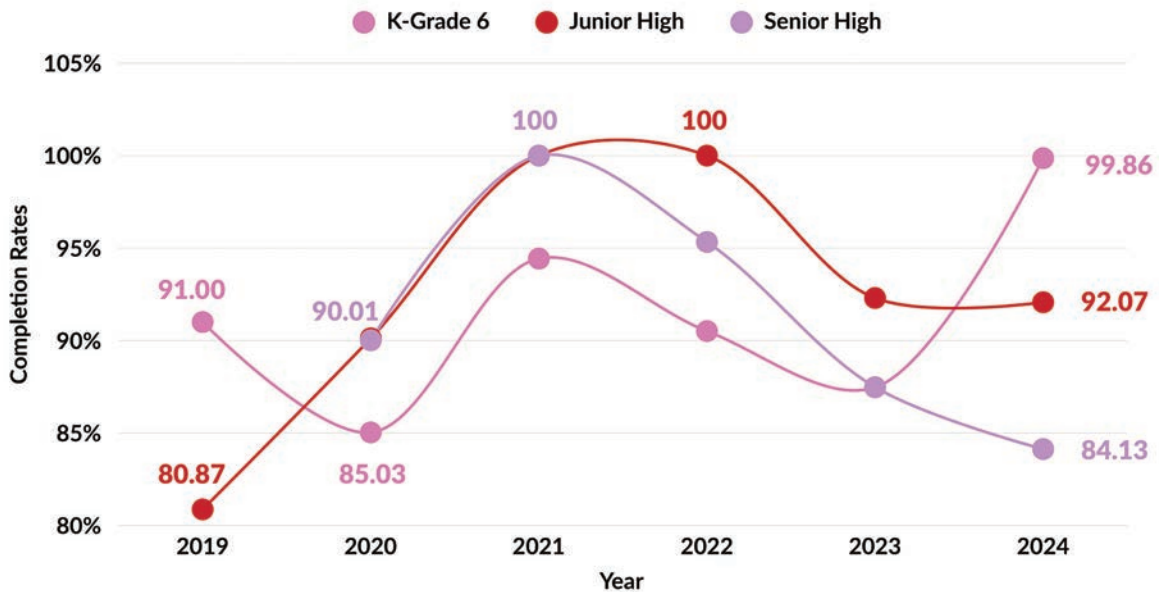
By 2030, ensure that all girls and boys complete free, equitable and quality primary and secondary education leading to relevant and effective learning outcomes

Indicator 4.1.2 Completion Rates of K-Elementary, Junior High School, and Senior High School in public schools [-]

Completion rates describe the number of students in a given age group who have completed the education level. The completion rate for the K-Elementary level shows increasing trends from 2019 to 2024. While for junior high school (JHS) increased until 2021, even reaching 100 percent despite the COVID-19 pandemic. This has decreased gradually until 2024, dropping to only 92.07 percent completion rate.

No data was recorded in 2019. The completion rate for senior high school (SHS) increased to 100 percent from 2020 to 2021, but has been decreasing ever since. The number dropped from 90.01 percent in 2020 to 84.13 percent in 2024.

This signified that not all students complete their junior high school education, and the number of those who finish senior high school is even less.



Source: Department of Education

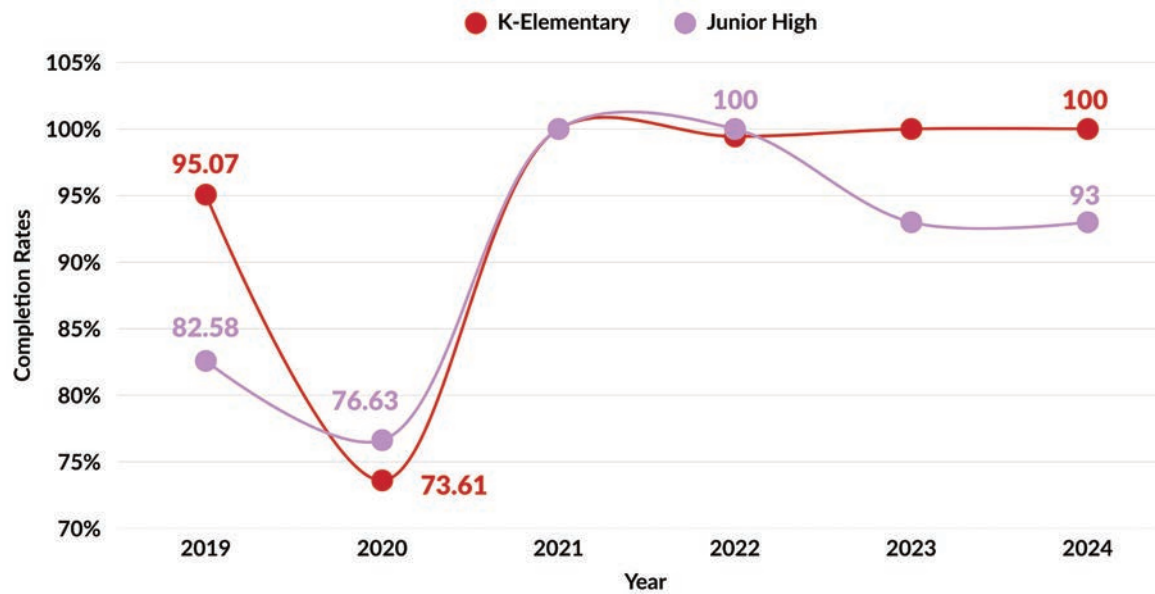
Chart 32. Completion Rates

Indicator 4.1.S2

Cohort Survival Rate **[++]**

This measure describes the percentage of students who reach grade 6 for elementary, grade 10 for JHS, and Grade 12 for SHS (DepEd, n.d.). Based on the trends in the data, both elementary and secondary cohort survival rates decreased in 2020,

but increased by 2024. In 2021, the cohort survival rate for both elementary and secondary levels reached 100 percent, this signifies that a higher percentage of students reach the last years of the elementary and secondary levels.



Source: Department of Education

Chart 33. Cohort Survival Rates

Various factors support cohort survival and this includes government support through the Pantawid Pamilyang Pilipino program. Beneficiaries are encouraged to maintain the schooling of children until they finish or complete a degree.

Local Indicator 4.1.S3

Dropout Rate [-]

The dropout rate refers to the number of students who leave school or no longer enroll. The dropout rates for both K-Elementary and junior highschool declined in 2020 before increasing again. K-Elementary is not greater than the baseline data in 2019, while JHS only increased slightly.

For SHS, the dropout rate is increasing, with its peak in 2021. There is no notable change in this indicator in the study period although a temporary increase was observed in 2021.

Local Indicator 4.A.1.

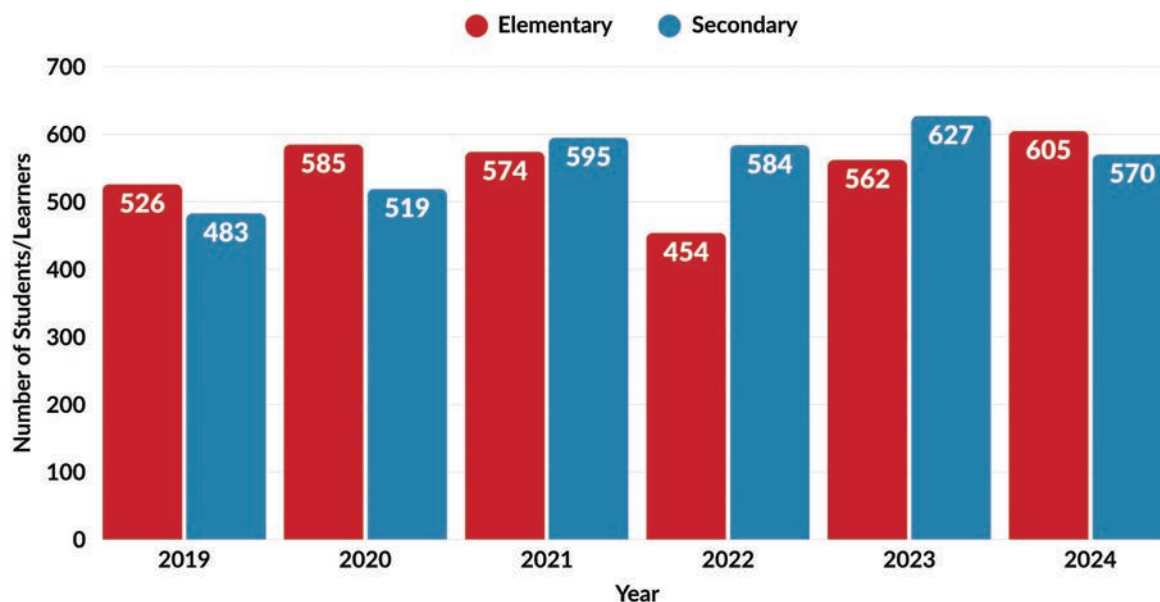
Number of students/learners in Schools of Living Tradition [+]

Schools of Living Traditions is a teaching approach that emphasizes cultural heritage preservation. In 2022, Baguio City Council institutionalized this as “part of the revitalization of indigenous cultural heritage by students” in the city. It is seen as a “platform for the students to learn and practice indigenous cultures.”⁵¹

The number of enrollees has improved in the secondary level since the baseline. Since 2019, the number of enrollees in the secondary level in Baguio City has improved consistently until 2023. With an initial count of 483 students from both public and private schools in 2019, this number

rose to 627 in 2023. The COVID-19 Pandemic did not affect the number of students enrolled in both private and public schools, however, in 2024, this number dropped to 570, noting a 9.1 percent decrease in enrollment.

The number of enrollees in the elementary level in public schools increased from 526 students in 2019 to 605 students in 2024. This shows a 13 percent increase. Based on the figure below, the number of enrollees dipped in 2022. The period between 2021 and 2022 showed a 20 percent decrease.



Source: Department of Education

Chart 34. Number of Students/ Learners in Schools of Living Traditions

51 Baguio City - Sangguniang Panlungsod. (2024, June 20). Cultural Preservation through the SLT Ordinance. [Status Update]. Facebook. <https://www.facebook.com/photo.php?fbid=876902077807678&id=100064636818462&set=a.223509683146924>



Photo from: Baguio City Government

Local Indicator 4.C.1 Teacher-student ratio in public pre-elementary, elementary, and secondary schools **[+]**

The ratios of teachers for both secondary and elementary levels are decreasing, meaning that there are more teachers who can accommodate students per data from DepEd. However, from 2019 to 2024, the ratio for pre-elementary teachers increased, signifying a need for more teachers in this level. This is a good indicator of quality of education, which can be felt soon in terms of literacy rates and passing rates in national examinations

Table 10. Teacher-Student Ratio in Elementary and Secondary in Baguio City

Year	Teacher-Student Ratio Elementary	Teacher-Student Ratio Secondary
2019	1:32	1:47
2020	1:29	1:37
2021	1:28	1:28
2022	1:28	1:26
2023	1:27	1:26
2024	1:29	1:24

Local Indicator 4.1.1

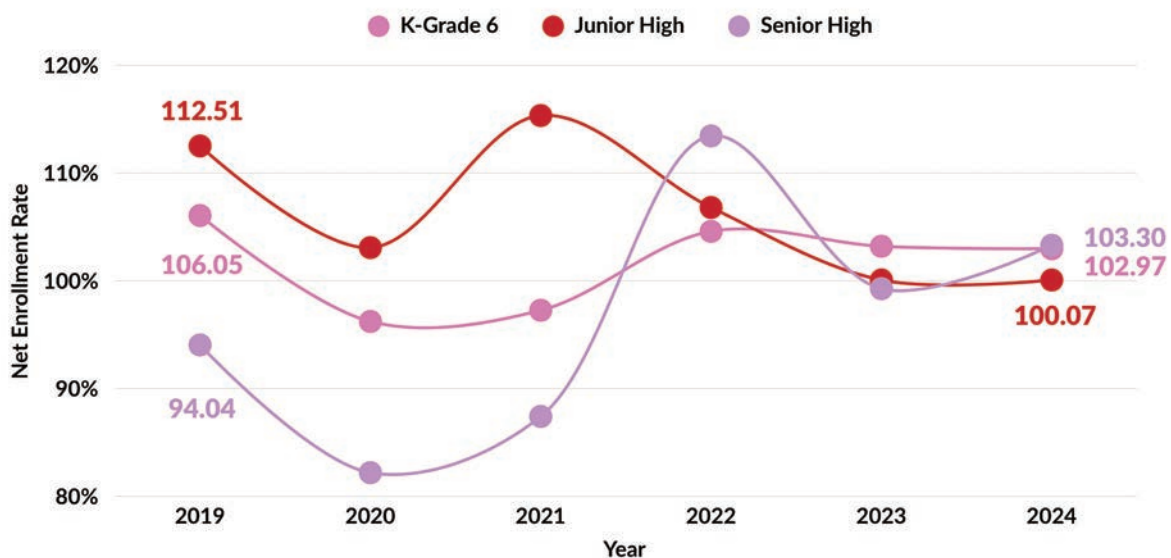
Net Enrollment Rates in public elementary, junior high school, and senior high school [++]

Net enrollment rates (NER) are defined by DepEd as the enrollment of students in a particular grade level, in this case in elementary, junior high school, and senior high school. The enrollment numbers are expressed as the percentage of the corresponding population.

NER for senior high school decreased during the COVID-19 pandemic. From 94.04 percent in 2019 to 82.19 percent and 87.41 percent in 2020 and 2021 respectively. However, it shows increasing trends after the pandemic, rising to 103.3 percent in 2024.

NERs are more than 100 percent which can signify that there is a possibility that students who do not reside in Baguio City are enrolled there. NER for the elementary level shows a decreasing trend from 106.5 percent in 2019 to only 103 percent in 2024. NER for the junior high school level increased from 112.51 percent in 2019 to 115.3 percent in 2021, but has shown decreasing trends ever since. Dropping to only 100.07 percent in 2024.

The decline in enrollment rate can be viewed as a temporary occurrence due to stringent lockdowns during the pandemic period. Students who are not Baguio City residents might have declined due to travel restrictions. The sharp decline in junior high school and senior high school can be attributed to increased economic activity after the pandemic period, when there are more opportunities to enter the workforce.



Source: Department of Education

Chart 35. Net Enrollment Rate

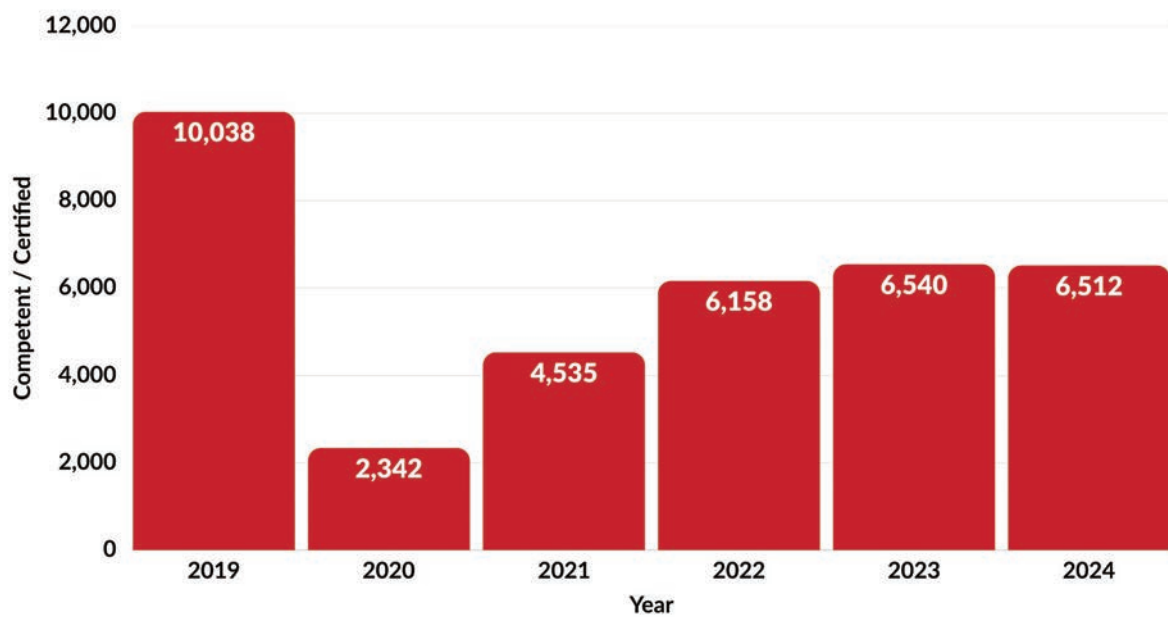
Indicator 4.3.s4

TechVoc Education and Training (TVET) Rate [-]

The data source is from Technical Education and Skills Development Authority (TESDA). Baseline is 2019.

National Certificates are documents issued by TESDA to individuals who passed the National Competency Assessment. The highest number of Assessment Takers and Certified/Completers was recorded in 2019 then declined in 2020.

The number of both declined since the baseline, dropping to only 7,739 assessment takers and only 6,512 of which were certified in 2024. In terms of completion rates, the highest percentage of completers was in 2020 at 89.42 percent, even though it had the lowest number of Assessment Takers. And the lowest percentage was recorded in 2023.



Source: TESDA

Chart 36. Number of TVET Certified / Competent

The top TVET Qualification is Bread and Pastry Production NC II. This is followed by Cookery NC II, Food and Beverage Service NC II, Customer Services NC II, and Housekeeping NC II. This makes a lot of sense as tourism is one of the top industries of Baguio City.

Table 11. Most popular TVET Qualifications in Baguio City

Qualification	Certified/ Completed	Total Assessment Takers
1. Bread and Pastry Production NC II	1,159	1,305
2. Cookery NC II	982	1,059
3. Food and Beverage Services NC II	899	1005
4. Customer Services NC II	687	681
5. Housekeeping NC II	636	681



Target 4.4:

By 2030, substantially increase the number of youth and adults who have relevant skills, including technical and vocational skills, for employment, decent jobs and entrepreneurship

One common narrative is the lack of financial aid for both educators and students. Some students cannot afford to pursue a college education due to financial constraints and high tuition fees in HEIs. Although universities offer scholarships and other forms of financial assistance, these are not often enough as some students resort to joining contests for additional income and class incentives.

Indicator 4.4.1p1 Internet Access in Baguio City [+]

The data is from the Census of Population and Households in 2020. Eighty-three (83) percent of households in Baguio City have access to the internet, having the largest share of households with internet access in CAR (28.3 percent of the total households in the region). The most common internet connection is mobile broadband (61 percent), followed by wired broadband (49 percent), wireless broadband (8 percent), and satellite internet (1 percent).



Target 4.6:

By 2030, ensure that all youth and a substantial proportion of adults, both men and women, achieve literacy and numeracy

Indicator 4.6.1

Percentage of population in a given age group achieving at least a fixed level of proficiency in functional (a) literacy and (b) numeracy skills [-]

This section uses the data from the National Achievement Test (NAT), which is a standardized test given out to students in Grades 3 and 6 at the elementary level and Grades 10 and 12 at the secondary level.

For elementary level, NAT scores peaked in the school year 2013-2014 at 62.62, before declining below the baseline in the SY 2017-2018 with a score of 47.93. Scores in the secondary level also

peaked in SY 2013-2014, at 55.95. The scores then declined in the future years, but not below the baseline level.

No data was recorded for the secondary level in SY 2015-2016, as the National Achievement Test was only administered in four regions in the Philippines.

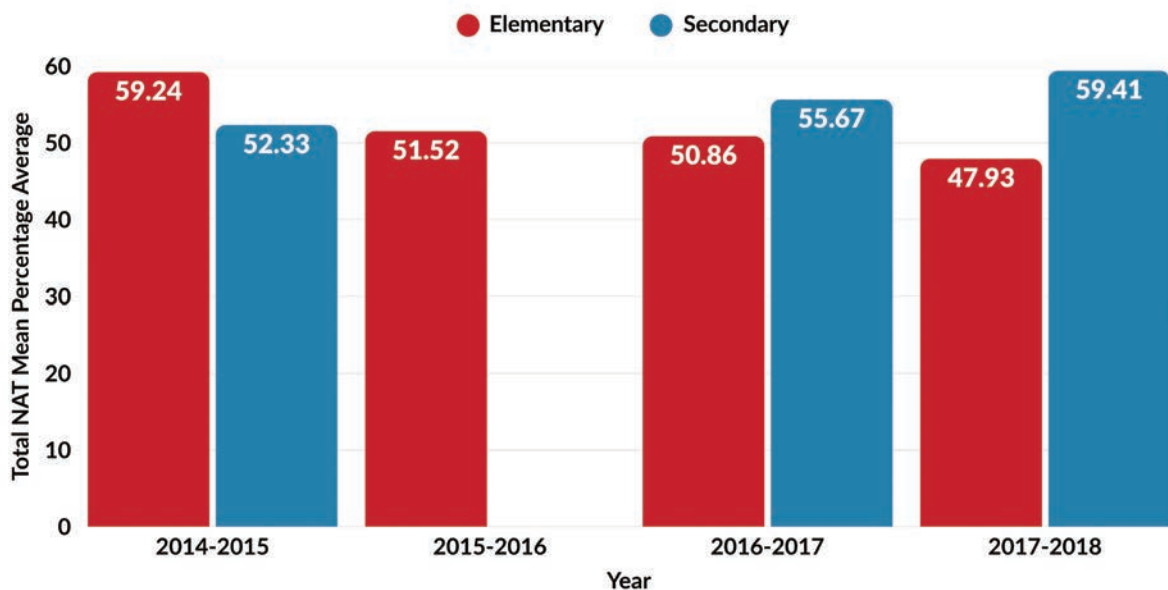


Chart 37. NAT Total Mean Percentage Average



Photo from: Baguio City Government



Target 4.a:

Build and upgrade education facilities that are child, disability and gender sensitive and provide safe, non-violent, inclusive and effective learning environments for all

Indicator 4.a.1

Proportion of public schools with access to: (a) electricity; (b) the Internet for pedagogical purposes; (c) computers for pedagogical purposes; (f) single-sex basic sanitation facilities; and (g) basic hand washing facilities (as per the WASH indicator definitions) [++]

One hundred percent of schools in Baguio City have access to electricity, internet, computers, and basic hand washing facilities since the baseline year. In 2019, only 91 percent of schools have single-sex basic sanitation facilities, but numbers increased to 100 percent in 2023.

The City Library of Baguio has improved in quality. They offer clubs to promote reading and spelling among children. They encourage people to be members of the library in order to borrow books and other reading materials.

Local Indicator 4.3.1.

Number of ALS Enrollees [-]

The Alternative Learning System (ALS) is a free education program by DepEd as an alternative to traditional schooling. It is made for students who cannot afford to attend or finish formal schooling (DepEd, n.d.).

The number of ALS enrollees in the secondary and elementary levels are decreasing since 2019. For elementary level, the number of ALS students

decreased from 156 students in 2019 to only 114 in 2023. For secondary level, the number dropped by about 50 percent from 1478 students in 2019 to only 699 in 2023. The drop in ALS enrollment might have been affected by the complete roll-out of the K-12 program wherein students are required to take two years in SHS and are considered employable after graduation. This can be seen as a better alternative to ALS.

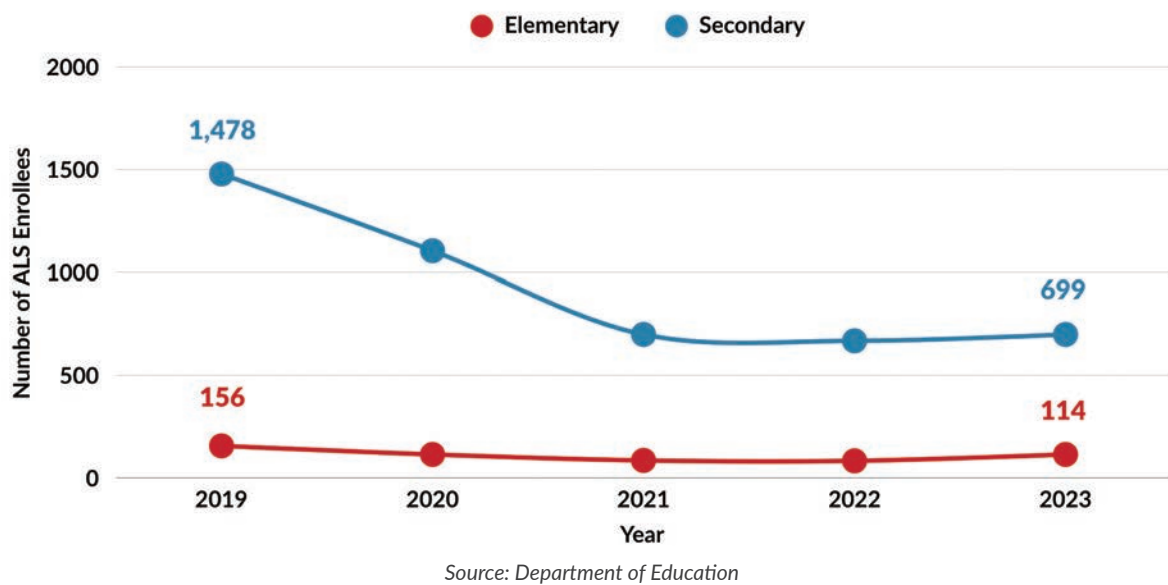


Chart 38. Number of ALS Enrollees in Elementary and Secondary

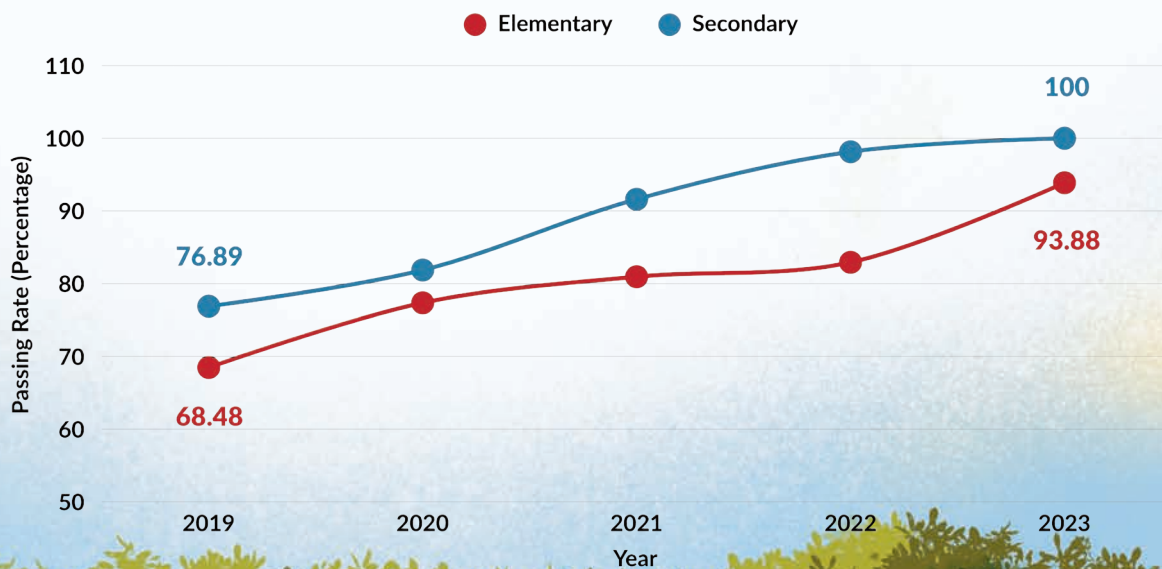
Local Indicator 4.3.1

Passing rate in A and E Test [+]

Accreditation and Equivalency Assessment and Certification measures the competencies acquired by ALS learners based on the school curriculum. Since 2019, the passing rate for the A&E Test in the Elementary and Secondary levels are increasing. For the Elementary A&E Test, the passing rates increased from 76.89 percent in 2019 to 100 percent in 2023. And for the Secondary A&E Test, the passing rates, it increased from 68.48 percent in 2019 to 93.88 percent in 2023.

More students are excelling in the ALS curriculum of DepEd.

In a World Bank report⁵², it was highlighted that in the Philippines, “a child born today will achieve only half of their productive potential by age 18.” Further, the report mentions that up to 26 percent of human capital potential could be lost due to factors at the local level, including social service delivery issues. Thus, the role of local governments in increasing human development outcomes, particularly the delivery of social services such as quality education, is indeed critical. The economic growth that the City enjoys should drive more investments for education and other social services, particularly to address structural challenges that affect the long-term development of the younger generations.



Source: Department of Education

Chart 39. Passing Rate in A&E Test

52 Empowering Early Years Workers to Build Human Capital, retrieved here: <https://openknowledge.worldbank.org/entities/publication/00812591-06b8-4835-90ae-1eb74eddb0c1>



SDG



06 CLEAN WATER AND SANITATION

SDG 6 aims to ensure availability and sustainable management of water and sanitation for all. Baguio City adopted four indicators aligned with the national indicators under this Goal. These indicators included access to basic drinking water services, access to basic sanitation services, and water, sanitation, and hygiene (WASH) ordinances in the city.

The majority of the data sources for this SDG are official data from the Baguio Water District and the City Government of Baguio. In general, the City is **progressing** [+] towards this Goal.



Photo from: Baguio City Government

SUMMARY OF INDICATORS

Local Indicator 6.1
Number of households with access to safe water supply by level

Progressing

Level III - 81%
Level II - 6%
Level I - 13%

Indicator 6.2.1.p1.1
Percentage of households with sanitary toilet facilities

Progressing

Septic Tank - 83.4%
Sewer - 16.03%
Others - >1%

Local Indicator 6.b.s1
Number of functional WASH Councils/ committees in LGUs

Progressing

4 Committees, teams, and councils related to WASH

Local Indicator 6.b.s2
Number of local WASH ordinances strengthening WASH governance in the communities

Progressing

5 WASH ordinances approved since 2020



Photo from: Baguio City Government



Target 6.1

By 2030, achieve universal and equitable access to safe and affordable drinking water for all



Based on the 2021 Community-Based Monitoring System (CBMS) data, 81.7 percent of households in Baguio City get their drinking water from water refilling stations, 16.6 percent access drinking water through the piped water system, 1.4 percent utilize spring water, and 0.6 percent utilize dug wells.

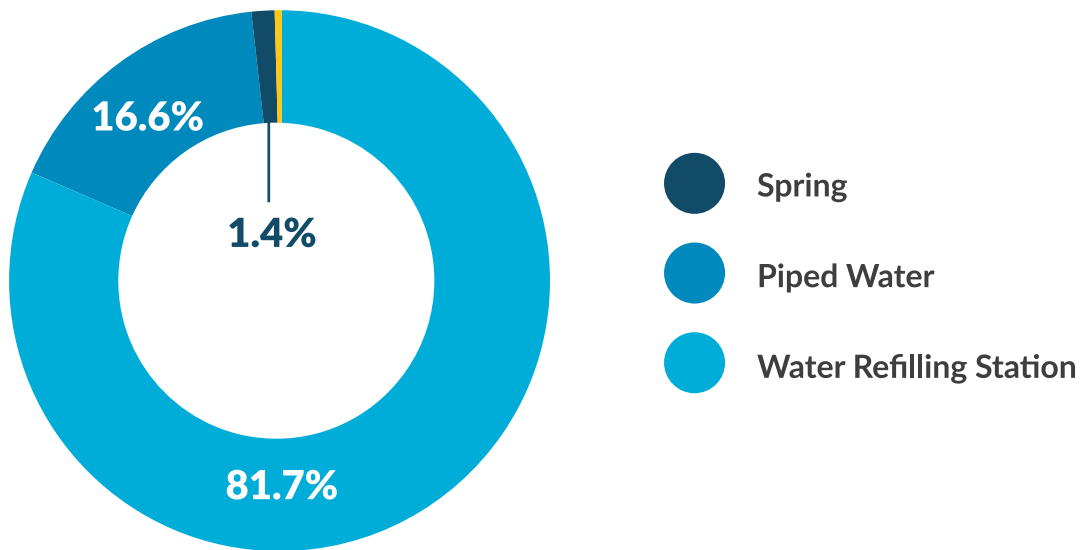


Chart 40. Source of Drinking Water in Baguio City

As a majority of residents rely on water refilling stations for potable drinking water, these businesses were urged by the city government to join the Baguio Association of Purified and Mineral Water Refillers, Inc (BAPMWR) for easier monitoring and coordination, especially in compliance to water quality testing. There are also benefits to joining the association, such as discounts for specific water tests. This is in response to the acute gastroenteritis outbreak in the city in January of 2024.⁵³

53 Cruz, M.A. (2024, January 22) Baguio water refilling stations urged to join association for easy monitoring. Philippine Information Agency. Retrieved from: <https://pia.gov.ph/baguio-water-refilling-stations-urged-to-join-association-for-easy-monitoring/>

Local Indicator 6.1

Number of households with access to safe water supply by level **[+]**

DEPDev classified the service level of water supply into three levels. Level I or the point source provides a protected well or developed spring with an outlet, but no pipes or distribution system. Level II or communal faucet system or standpost is a piped system with a source, reservoir, and piped distribution systems. For Levels I and II, users still need to go to the source or supply point (communal faucet) to get water and this is more common for rural areas. Level III or waterworks systems are more common in urban and densely

populated areas where water is available directly at home. This consists of a source, reservoir, and a piped distribution system.

In 2021, there are 10,669 households in Baguio City that use a Level I water source. Majority (55.55 percent) of households get water from a developed spring, while 33.62 percent from protected wells, tube wells, or boreholes, 9.95 percent from undeveloped springs, and 0.87 percent from open dug or unprotected wells.

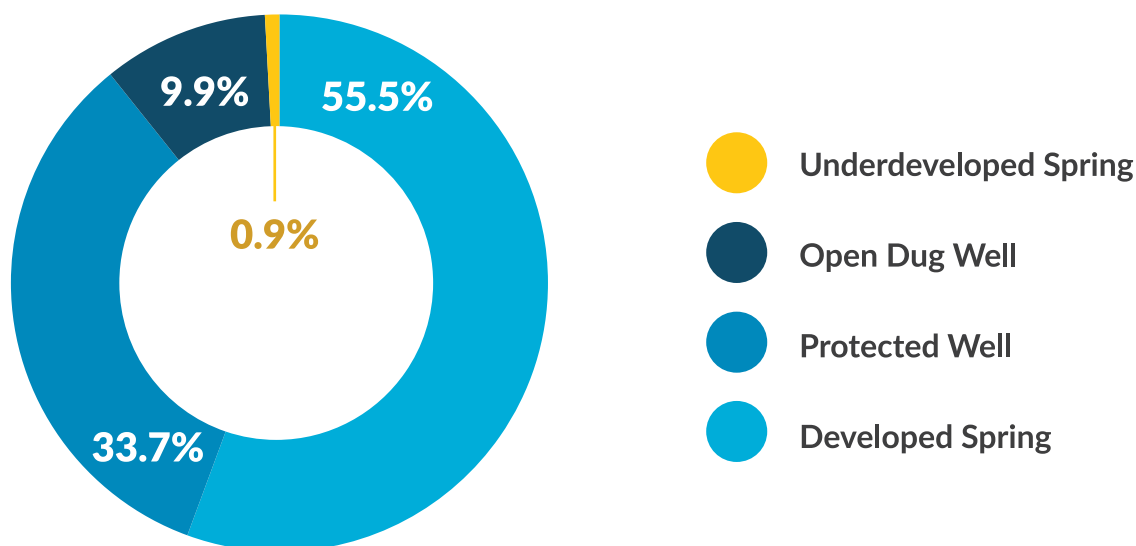


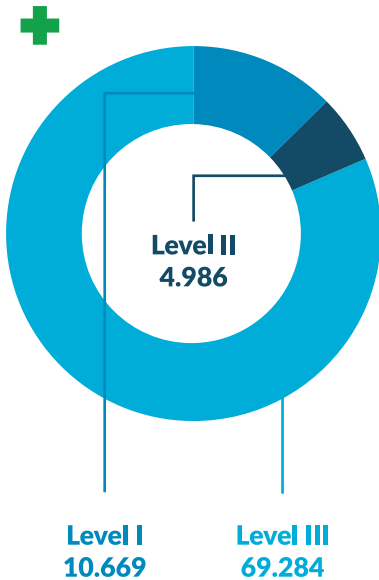
Chart 41. Households with Level I Water Source

There are 4,986 households in Baguio City with a Level II water source in 2021. Among the 4,986 households, 79 percent get water from a public tap while the rest (21 percent) get it from a communal faucet in their own yard or plot.

The majority of households in Baguio City get water from the waterworks system or a Level III water source. A total of 69,284 households have access to water from a Level III water source with the latest data in 2021 from the Baguio Water District.



In Baguio City, Water and Sanitation



For every 100 households

Level I. Protected well or developed spring with an outlet, but no pipes or distribution system

About 13 source their water from a developed spring, protected well, or open dug well.

Level II. Communal faucet system or standpost. Piped system with a source, reservoir, and piped distribution systems

About 6 source their water from a public tap or a communal faucet.

Level III. Waterworks systems. This consists of a source, reservoir, and a piped distribution system.

About 81 have access to the waterworks piped system.

In terms of safe or improved water supply, these are water sources that are protected from outside contamination. Water sources that are considered safe are communal faucets in their own yard or plot, public taps, protected wells/tube wells/boreholes, developed springs, tanker trucks/peddler, and piped water systems directly into dwelling. A total of 93,432 households have access to improved

or safe water sources. Majority (74.1 percent) get water from waterworks system directly into dwelling, 10.3 percent get it from water tankers/peddlers/neighbors, 6.3 percent from developed springs, 3.8 percent from protected wells/tube wells/boreholes, 4.2 percent from public taps, and 1.1 percent from communal faucets in their own yard or plot.



Target 6.2

By 2030, achieve access to adequate and equitable sanitation and hygiene for all and end open defecation, paying special attention to the needs of women and girls and those in vulnerable situations

Indicator 6.2.1.p1.1

Percentage of households with sanitary toilet facilities **[+]**

Almost all households in the city have flush/pour flush toilets. Among those that utilize flush toilets, 83.38 percent flush to a septic tank and 16.03 percent flush to the sewer system. Less than one percent of households use toilets that flush to pit latrines and open drains.

This signifies that almost all households in Baguio City have access to sanitary toilet facilities. Pit latrines are only considered sanitary if they have a concrete slab.

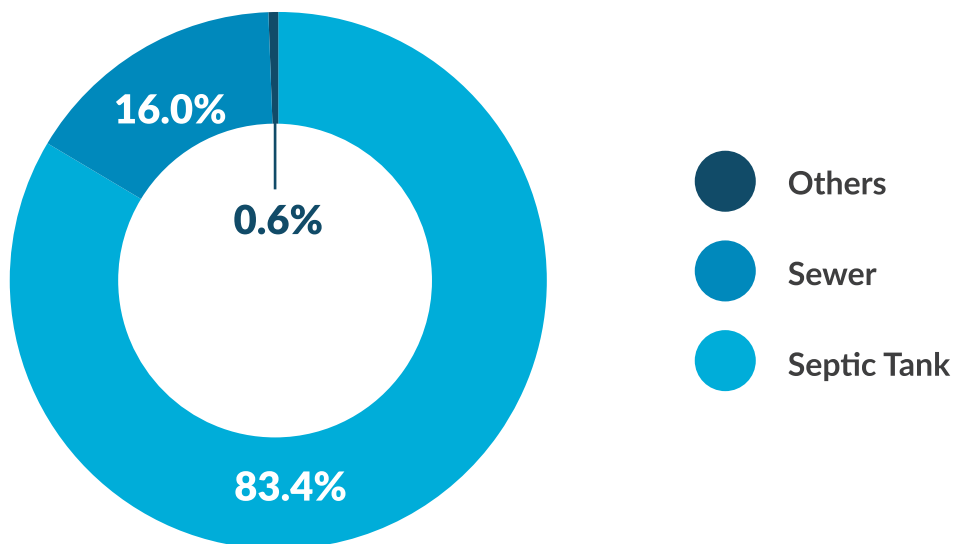


Chart 42. Sanitary Toilet Facilities

These findings corroborate with the data on waterborne diseases registered during COVID 19 pandemic, wherein the cases during that period went down since most people are at home, and water sources are relatively safer at home than outside.



Target 6.3

By 2030, improve water quality by reducing pollution, eliminating dumping and minimizing release of hazardous chemicals and materials, halving the proportion of untreated wastewater and substantially increasing recycling and safe reuse globally

Indicator 6.3.2p1

Proportion of monitored bodies of water with good ambient water quality

Consultations with the Baguio City stakeholders revealed that despite the access to the waterworks system, there is a need to improve the supply of water in Baguio City as the city often experiences water interruptions. They shared that while they can collect and store water when it is available during the night, some are not able to do so because of work and exhaustion. In terms of water quality, the respondents believe that water is safe for cooking, however, some observe a milky residue “due to the calcinated water.”

To preserve water resources in the city, the Blue Walk Project, started in 2021, ensured the protection, conservation, and cleanliness of the

Busol Watershed - the main source of potable water in Baguio City, as well as the Balili River and its tributaries.

The Office of the City Mayor, under Mayor Benjamin Magalong, in collaboration with CPDSO and the City Environment and Parks Management Office (CEPMO) developed the project in order to reduce the number of informal settlements near Busol Watershed and engage the community in the monitoring and conservation of the area. The project also aims to rehabilitate the creeks and streams to reduce pollution in the Balili River. By managing these resources, the city aims to increase the water supply in the City.⁵⁴

Local Indicator 6.b.s1.

Number of functional WASH councils/ committees in LGUs [+]

There are a total of four committees, teams, and councils that are related to Water, Sanitation and Hygiene (WASH). These were established and mandated through the ordinances and resolutions approved by the Baguio City Local Government.

The Environmental Health and Sanitation Division of the HSO is responsible for the implementation of sanitation standards and regulations. The division also investigates sanitation issues and complaints as well as enforces the provisions of the Sanitation Code.⁵⁵

The City Water Standards Monitoring Task Force was established in 2007 through City Ordinance number 41, Series of 2007 or the “Guidelines for the operations of purified and mineral water refilling stations in the City of Baguio and imposing penalties therefor.” The task force was tasked and authorized to create rules, regulations, and health guidelines for operators of water refilling stations in the city.

The Baguio Local Drinking Water Quality Monitoring Committee (LDWQMC) and Local Drinking Water Quality Monitoring Task Force (LDWQMTF) were revitalized in 2024 to safeguard the quality of water sources and ensure the availability of drinking water in the city. The committee is responsible for complying to the Philippine National Standards for Drinking Water, developing, formulating, and implementing a surveillance system to monitor water quality, raising awareness on the risks of water contamination and the importance of safe drinking water, addressing any issues and problems on water quality, approving and awarding Certificates of Potability of Drinking Water to commercial sources of drinking water, and enforcing the provisions of Presidential Decree 856 and DOH Administrative Orders 2017-0010 and 2022-22. While the task force will be responsible for monitoring the compliance of drinking water service providers to regular water testing and conducting regular or immediate sanitation inspections, especially during instances of possible water contamination.⁵⁶

⁵⁴ Refuerza, A.P. (2021, October 15). Three pronged environmental project in Baguio pursued. The Baguio Herald Express. Retrieved from: <https://baguioheraldexpressonline.com/three-pronged-environmental-project-in-baguio-pursued/>

⁵⁵ City Government of Baguio City (no date) About the division. Environmental Sanitation Division. Retrieved from: <https://new.baguio.gov.ph/environmental-sanitation-division/about>

⁵⁶ Baguio City Public Information Office (no date) Water monitoring bodies activated. City Government of Baguio. Retrieved from: <https://new.baguio.gov.ph/news/water-monitoring-bodies-activated>

Local Indicator 6.b.s2

Number of local WASH ordinances strengthening WASH governance in the communities **[+]**

There are a total of five WASH ordinances and resolutions approved since 2020. Two ordinances are related to monitoring drinking water quality in the city, two ordinances strengthen sanitation standards, and one is related to littering.

In response to the COVID-19 Pandemic, Resolution no. 426, Series of 2020 was approved. In this resolution, the HSO requires the compliance of shopping malls, business establishments, and public and private buildings to provide proper handwashing facilities in comfort rooms. These facilities should have soap, running water, hand sanitizers, and toilet paper readily available to help reduce the spread of the virus.

Resolution no. 44, Series of 2021 urges establishments, households, and visitors of the city to comply with Anti-Littering Ordinances in the city as well as practice good sanitation. There are several anti-littering and cleanliness ordinances in the city, but there is a lack of awareness and

non-compliance among residents and visitors. This ordinance aims to promote a “whole of community” approach in maintaining cleanliness in the city.

Through the Resolution no. 12, Series of 2023, urging the Local Drinking Water Quality Monitoring Committee (LDWQM), the City Health Officer, and the President of the Mineral Water Refillers Inc. to monitor the compliance of water refilling stations in the City.

City Ordinance no. 01, Series of 2023 or “Mandating all restaurants and other similar establishments in the City of Baguio offering their services to the public to provide access to free drinking water” was passed on January 9, 2023. This ordinance mandates all food establishments in the city to serve free drinking water to their customers. All business establishments in the city are required to regularly clean their water dispensers and water storage containers to prevent contamination and



have signages that indicate free drinking water. This also includes penalties for non-compliance.

Resolution no. 151, Series of 2023 endorses Baguio City to the Regional Director of DOH-CAR as a Zero Open Defecation Grade 1 Status. By being recognized as Grade 1 Status, the city does not practice open defecation, one hundred percent of households have access to a sanitary toilet facility with available water and soap, have a functional Zero Open Defecation monitoring team, and planning and funding for all barangays in the city to reach Grade 2 status.

Sanitation and Hygiene


There are also efforts from the residents of the city to maintain cleanliness, hygiene, and sanitation along with a stricter implementation of the Clean

Water Act and Solid Waste Management Act. There is a movement to better manage tourism in order to practice sustainability, especially in waste management.

A proposed Sanitation and Hygiene Behavior Change Communication Strategy and Action Plan in partnership with the Baguio City Government, Asian Development Bank (ADB), and the United Nations Children Fund (UNICEF). This program aims to improve solid waste management (Part A), develop a fecal sludge management plan (2021-2050) (Part B), and establish WASH practices and awareness in order to reduce the incidences of water-borne illness outbreaks (Part C). The drafting of a safe water ordinance will also help manage the production and distribution of safe and clean drinking water.⁵⁷



⁵⁷ Asian Development Bank (2022, September 21) ADB, UNICEF partner to help Baguio City improve sanitation infrastructure and services. News Releases. Retrieved from: <https://www.adb.org/news/adb-unicef-partner-help-baguio-city-improve-sanitation-infrastructure-and-services>



08 DECENT WORK AND ECONOMIC GROWTH

SDG 8 aims to promote sustained, inclusive and sustainable economic growth, full and productive employment and decent work for all. Decent work is defined as “employment that is productive and delivers a fair income.”⁵⁸ Baguio City adopted 12 indicators aligned with the national indicators under this Goal.

Baguio City remains one of the top performing economies among the highly urbanized cities in the country. Although its growth is still driven primarily by the service sector, specifically by the food and accommodation services and other services, its manufacturing sector is also on the rise along with transportation and storage, wholesale and retail trade and business and professional services. There are various economic infrastructures in place such as the IT-BPO infrastructure support as well as the Philippine Economic Zone Authority that usher the growth of other industries.. The vigorous economic activities in Baguio city as reflected by the growth in the aforementioned industries create more opportunities for work and sustained increase in daily wages.



Photo from: Baguio City Government

58 United Nations Global Compact (n.d.). Labour and Decent Work. Retrieved from: <https://unglobalcompact.org/what-is-gc/our-work/social/labour>

SUMMARY OF INDICATORS

Indicator **8.1.1**
Annual growth rate of real
GDP per capita

On track

8.4%
in 2023
NT: 6.2

Local Indicator **8.1**
Fees and charges collected

Progressing

PHP 374.42
million
in 2024

Local Indicator **8.1**
Real Property Tax

Progressing

PHP 137.5
million
in 2024

Local Indicator **8.1 .3**
Total Revenue and Percent
Increase per Year

Progressing

PHP 1.202
billion in 2024
20.7% increase
in 2024

Indicator **8.5.1.p1**
Minimum wage increase

Progressing

PHP 470
in 2025

Indicator **8.5.2**
Unemployment Rate

On track

4.6% in 2023
Unemployment -
11.5% in 2023

Local Indicator **8.6.1**
Special Program for the
Employment of Students

Regressing

300
in 2024

NT = National Target by 2030 as of February 2025

Indicator 8.9.1
Tourist Arrivals

Progressing

1,560,212
in 2024

Local Indicator 8.8.2
Number of public/ consumer
advocacy activities conducted

Progressing

26 in
2024

Local Indicator 8.b.1
Number of capacity building
activities conducted for CWD
officers, CONSUMERNET, and
LPCC members

Progressing

5 in
2024

Local Indicator 8.7.1
Percentage compliance of firms
to total number of firms monitored

Progressing

0.99%
Firms monitored with
FTL violation

Local Indicator 8.2.1
Number of Bagwis Awardee
Establishments

Progressing

120
combined
awards

In 2023, Baguio City recorded a poverty incidence of 0.8 percent among its population, which means that nearly one in every 100 individuals was considered poor. The poverty rate in the city has improved from 2.3 percent in 2018 and 1.7 percent in 2021.⁵⁹

One of the challenges flagged in Baguio's labor market is underemployment which can be attributed to the cyclical nature of tourism-related businesses. Some business establishments might

have to lower work hours during lean months in order to retain jobs. Although tourist arrivals have not reached their pre-pandemic levels, which peaked in 2018 at 1.76 million, it is observed to be steadily increasing since 2022.

Majority of the data under this SDG comes from the Baguio City Treasury Office (CTO), Philippine Statistics Authority (PSA), and Baguio City Public Employment Service Office (PESO). In general, Baguio City is **on track [++]** for this Goal.



Photo from: Baguio City Government



Target 8.1

Sustain per capita economic growth in accordance with national circumstances and, in particular, at least 7 per cent gross domestic product growth per annum in the least developed countries

The Local Government Unit (LGU) is entitled to generate revenue by collecting fees and charges and to levying taxes under Section 5, Article X of the Philippine Constitution. Increased government revenue can help influence economic growth.

59 2023 Full Year Poverty Statistics of the City of Baguio

Indicator 8.1.1

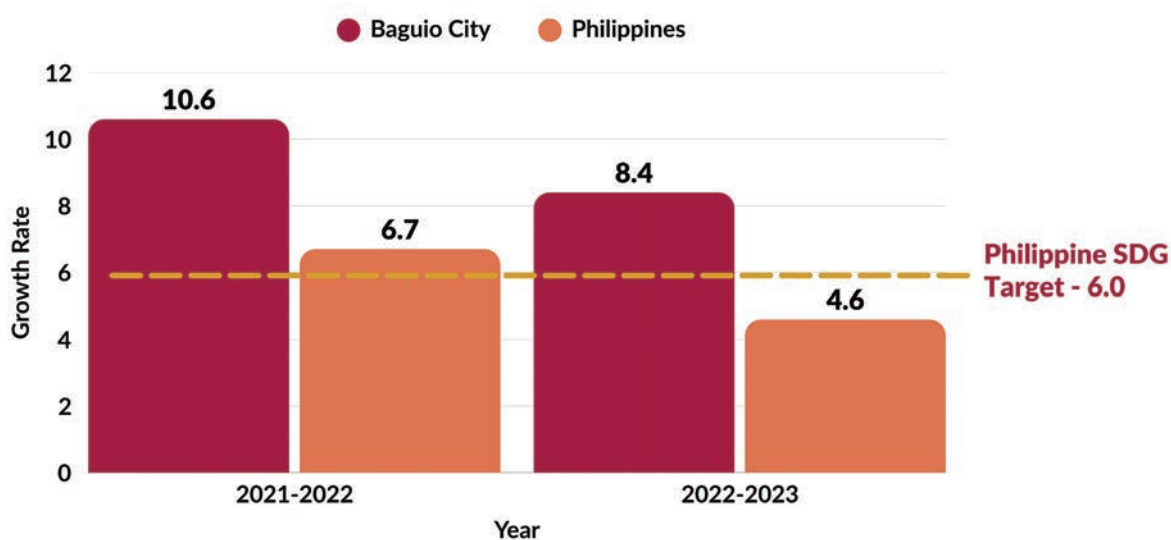
Annual growth rate of real gross domestic product per capita [++]

PSA defines the annual growth rate of real Gross Domestic Product (GDP) per capita as the percentage change in the real GDP per capita between two consecutive years. Real GDP per capita is calculated by dividing GDP at constant prices by the population of a country.

The real GDP per capita for Baguio City grew by 10.6 percent in 2021 to 2022 and 8.4 percent in 2022-2023, per PSA data. In comparison, the entire country grew by 6.7 percent and 4.6 percent

in 2022 and 2023 respectively. While the City's growth has decreased slightly, the current growth rate of the City is still above the national data as well as the national target for real GDP at 6.2 by 2030.

Aside from posting a GDP per capita growth higher than the national level in 2023, Baguio City was also hailed the richest city among the provinces and highly urbanized cities in the Philippines in 2022.



Source: Philippine Statistics Authority

Chart 43. Real GDP: Baguio City and the Philippines

Baguio City is one of the best performing highly urbanized cities outside Metro Manila in terms of GDP and per capita growth. In 2021 and 2022, Baguio City posted double digit growth rates of 10 percent and 11.4 percent respectively and nine percent in 2023 due to a rise in major industries, namely accommodation and food services (34.3 percent), other services (29.8 percent) and transportation and storage (16.4 percent).⁶⁰ The city's economy remains to be mostly driven by the service sector, especially the tourism industry.

⁶⁰ Philippine Statistics Authority. (n.d.). Baguio City posts 9.0percent growth in 2023, fastest growing economy in Cordillera. <https://rssocar.psa.gov.ph/statistics/ppa/node/1684058268>

Local Indicator 8.1

Fees and charges collected (in PHP) [+]

According to the National Tax Research Center, fees and charges are collected by National Government Agencies (NGA) and Government-Owned and Controlled Corporations (GOCC) from goods and services received by the public. Fees and charges help relieve the spending burden of the government and encourage equity between the government and the citizens who benefit from the services provided. The two types of fees and charges are the ordinary service fee and regulatory fee.

Based on the data from the Baguio CTO, the fees and charges collected by the city government increased from PHP 281.04 million in 2019 to PHP 374.42 million in 2024. There was a decrease in the fees and charges collected in 2020, with only PHP 267.21 million, which is five percent less than that collected in 2019.



Chart 44. Fees and Charges Collected in Millions (PHP)

Local Indicator 8.1

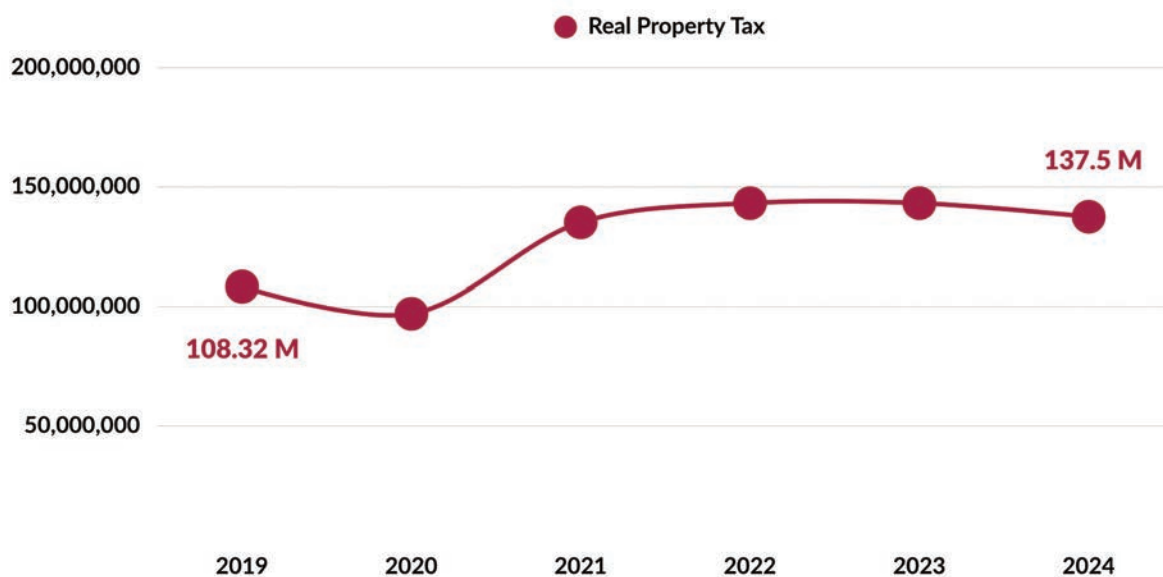
Real Property Tax Collected (in PHP) [+]

The Real Property Tax (RPT) is the annual tax imposed on property owners by the local government as per RA 7160 or the Local Government Code of the Philippines 1991. Also stated in RA 7160, for properties outside of Metro Manila, one percent of the assessed value of the property is used to compute the RPT.

The RPT collected by Baguio City, increased from the baseline year 2019. From PHP 108.32 million, this increased by 27 percent to PHP 137.5 million

in 2024. Similar to the fees and charges collected, the RPT collected in 2020 also decreased to only PHP 97.01 million.

Without ordinances advocating additional taxes, Baguio City is able to post an increase in real property tax collection from the study period 2019-2024. This signified that more properties are converted into high-value property such as those for commercial use. This is a sign of economic and business enthusiasm after the pandemic.



Source: Baguio City Treasury Office

Chart 45. Real Property Tax Collected in Millions (PHP)

Local Indicator 8.1

Total Local Revenue Collected and Percent Increase per Year (in PHP) [+]

The total local revenue of an LGU is the income collected from the taxes (e.g., real property tax, business tax), fees and charges and other income streams within the local government.

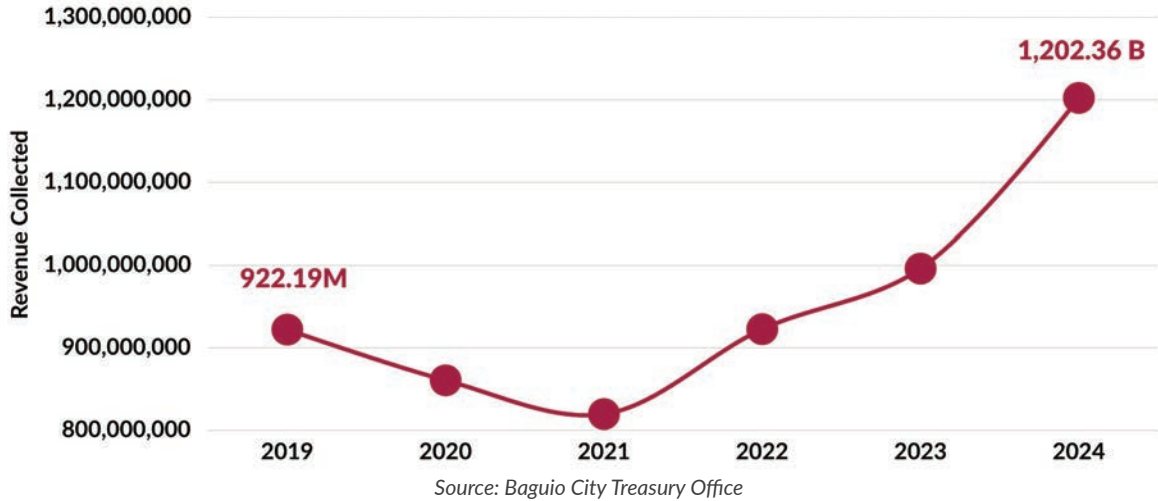


Chart 46. Total Local Revenue of Baguio City

In Baguio City, the total local revenue increased in the review period: from PHP 922.19 million in 2019 to PHP 1.202 billion in 2024. This 30 percent increase is remarkable given the negative growth rates in the years 2020 and 2021, during the height of the pandemic lockdowns. These years of negative growth were followed by three consecutive years of positive growth, which peaked in 2024 at 20.7 percent. This indicator reflects the city's resilience and ability to recover fast from economic downturns. With more mobility, Baguio City's businesses became more vibrant and more economic activities were observed.

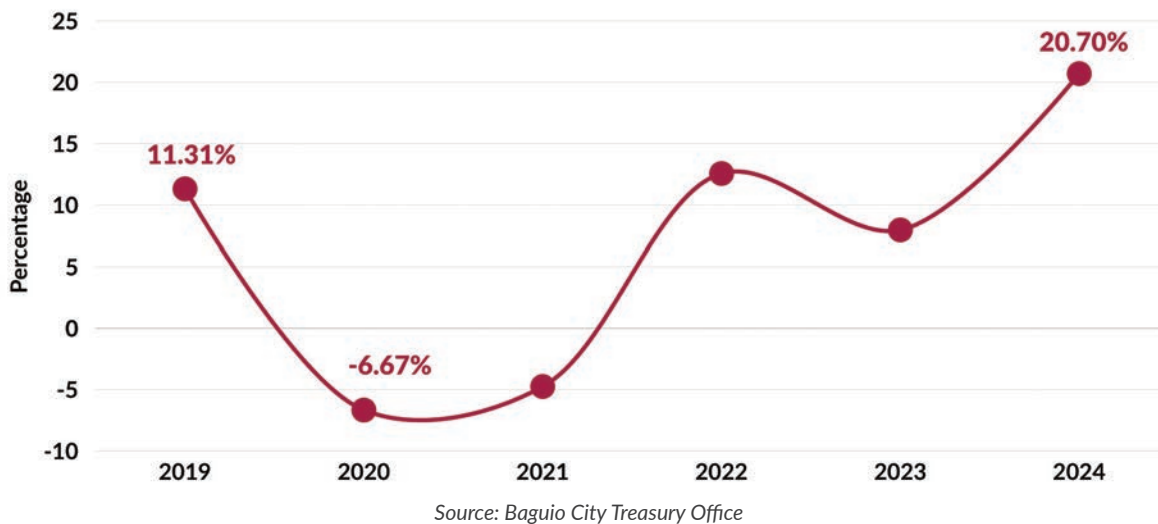



Chart 47. Local Revenue Percent Increase per Year

The increase in total local revenue from 2019-2024 manifested Baguio City's economic rebound after the pandemic. The 2020 and 2021 dips are understandable due to restricted mobility during the COVID-19 pandemic and the limited economic activities during the period, especially in tourism and recreation where Baguio is known for. The figures started to increase as restrictions eased up. The decline is not very significant (only five percent) considering the magnitude of the lockdown in the entire Philippines.



Target 8.5:

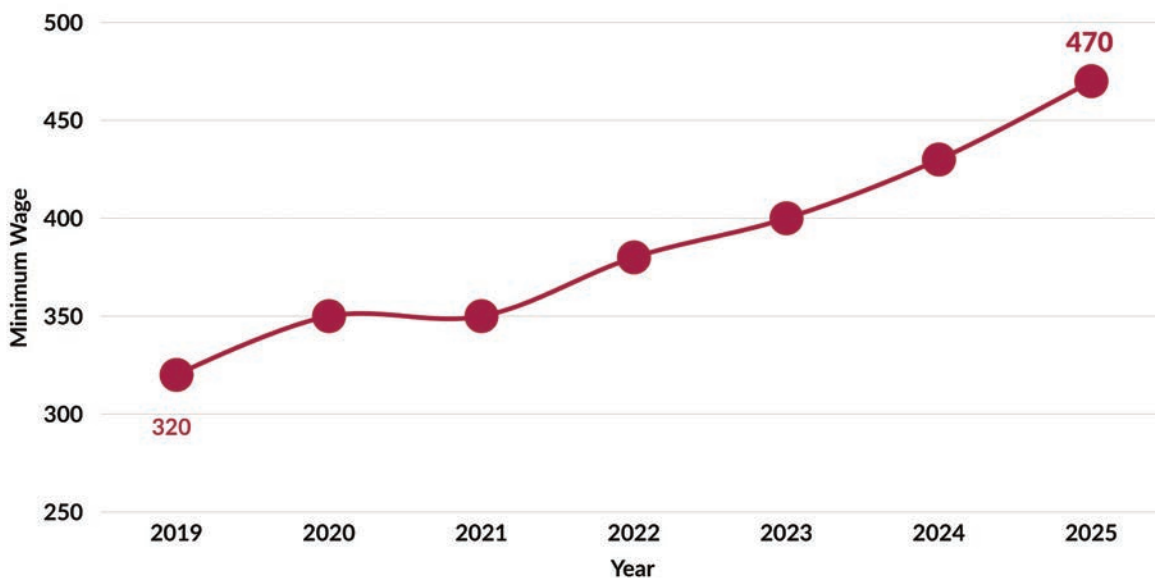
By 2030, achieve full and productive employment and decent work for all women and men, including for young people and persons with disabilities, and equal pay for work of equal value.

Indicator 8.5.1.p1

Minimum wage increase [+]

The minimum wage determination is a product of consultations with various sectors and public hearings in the region. It is initiated by the Regional Tripartite Wage and Productivity Board (RTWPB) under the Department of Labor and Employment (DOLE).

Based on the data from the RTWPB-CAR, the daily minimum wage in Baguio City was raised from PHP 320 in 2019 to PHP 470 in 2025. The daily minimum wage in Baguio City and the entire CAR has been increasing since 2019. By raising the minimum wage, the purchasing power of individuals is also assumed to increase.



Source: CAR-RTWPB

Chart 48. Increase in Minimum Wage in Baguio City

The robust economic performance of Baguio City as shown in the upward sloping GDP per capita, increasing tourist arrivals and bigger number of business establishments paved the way for sustained increases in minimum wage. On the demand side, a robust economic activity requires more workforce, and therefore high pay for employed workers.

Indicator 8.5.2

Unemployment Rate [++]

The unemployment rate is the number of people who are unemployed divided by the total labor force population—adults aged 15 years and older. The unemployment rate in Baguio City has been steadily declining since the pandemic period: from 21 percent in 2020 to 10.8 percent in 2021 and eventually registering the lowest at 4.6 percent in 2023.

the unemployment rate in the city is showing a positive trend, the underemployment rate in Baguio City decreased from 11.2 percent in 2020 to 6.7 percent in 2022, after reaching the highest rate of 15 percent in 2021. However, the figure made an upswing again to 11.5 percent in 2023, signalling a more serious case of underemployment in the city beyond the effect of the pandemic.

On the other hand, visible underemployment occurs when employees work less hours than what is standard in their field or industry. As

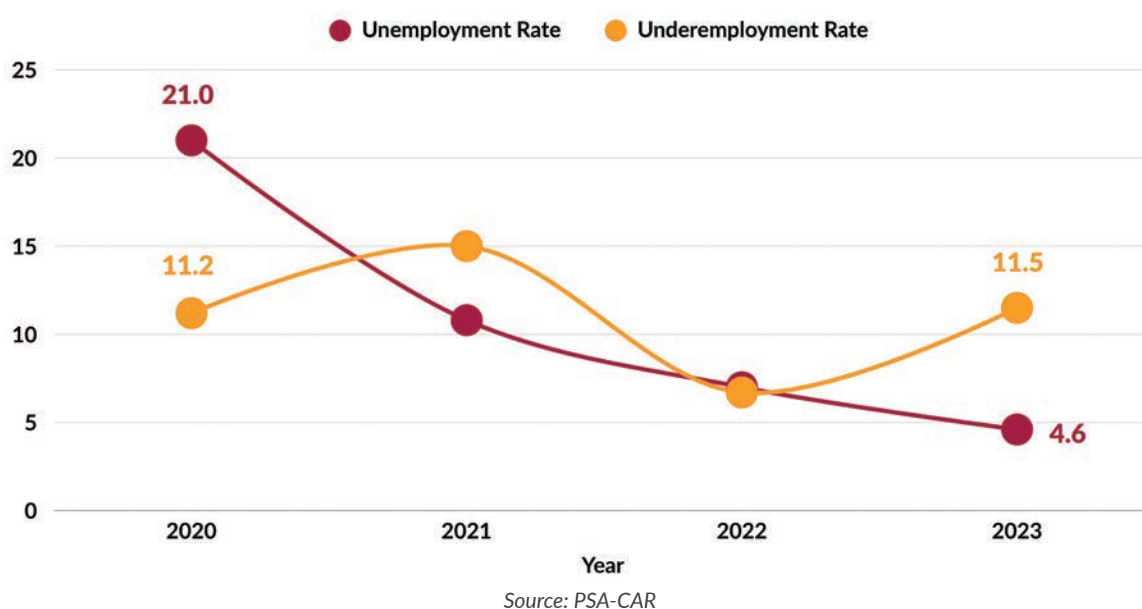
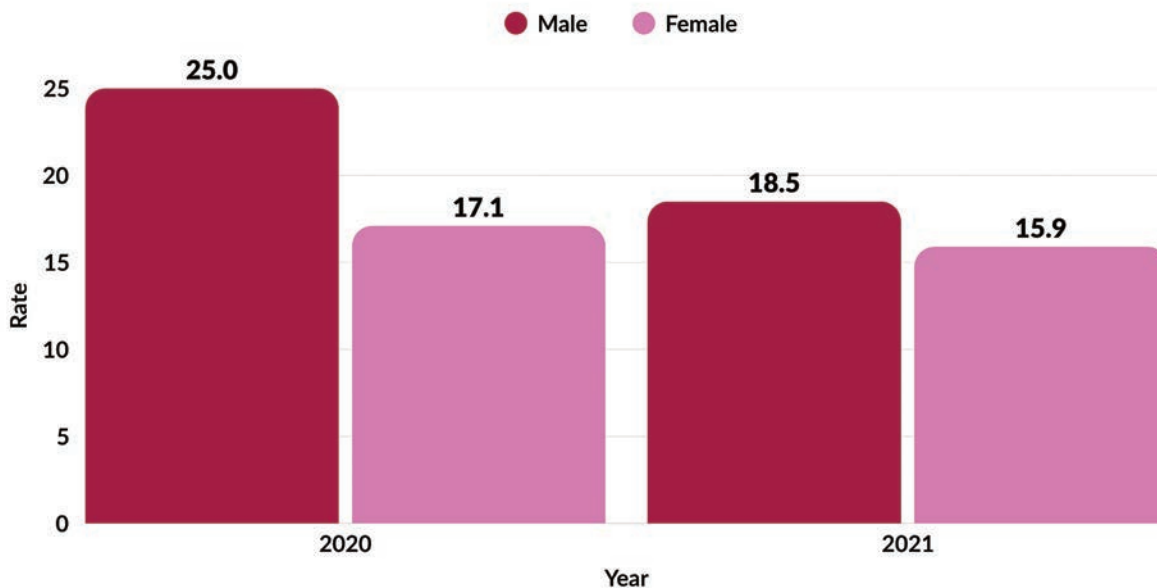


Chart 49. Unemployment and Underemployment Rate in Baguio City

In terms of sex, the male unemployment rate is higher than the female unemployment rate. The relatively high unemployment rate in 2020 can be attributed to the COVID-19 Pandemic, when a lot of employees were laid off during the lockdowns.



Source: Philippine Statistics Authority

Chart 50. Unemployment Rate, disaggregated by sex

Comparing Baguio City’s unemployment data with the whole of Philippines, both are showing a declining trend from 2020 to 2023. The Philippine unemployment rate is lower for all the years in the review period except in 2023 when they are almost the same. The 2023 unemployment rate in Baguio City was 4.6 percent while it was 4.4 percent at the national level. Baguio City has shown a strong recovery in this area.

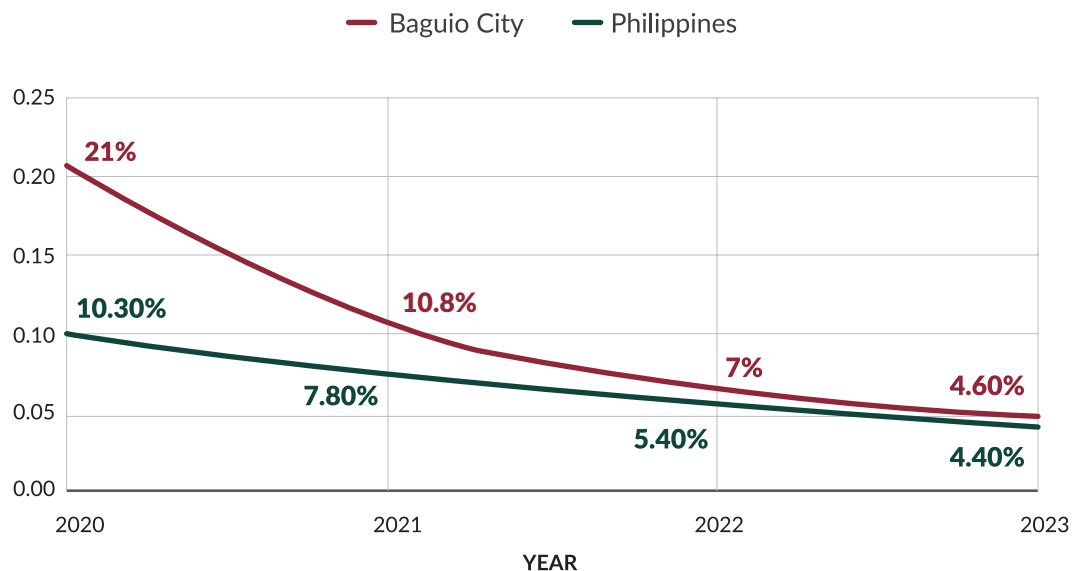


Chart 51. Unemployment Rate: Baguio City and Philippines

In the underemployment category, Baguio City’s record has been lower than the entire country. However, the Philippines has shown a steady decline in underemployment, while in Baguio City, the problem has been persistent—a fluctuating record of underemployment. For the entire Philippines, the underemployment registered at 12.3 percent while it was 11.5 percent for Baguio City in 2023.

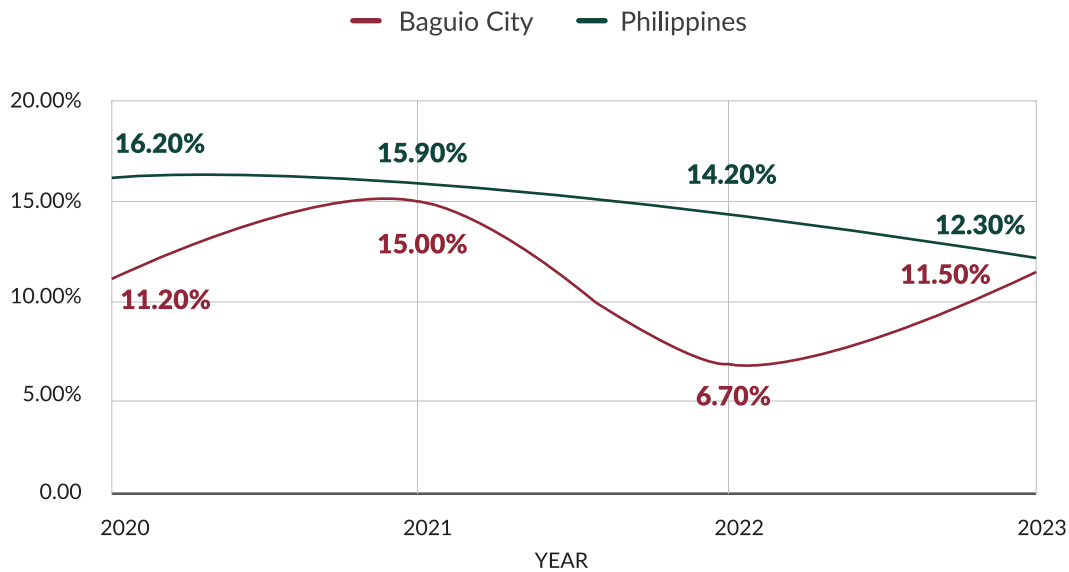


Chart 52. Underemployment: Baguio City and Philippines

Aside from tourism-related businesses, one of the main employers in Baguio City is the Business Process Outsourcing (BPO) Industry. Baguio has recently approved an infrastructure to house IT-BPO companies. Some of the notable BPO companies in Baguio City are SynerG Outsourcing Inc, Sitel Philippines, Teleperformance and Concentrix. In addition to job creation, BPOs also increase the average basic salary in the city. Job fairs are often conducted by the LGU, in collaboration with national government agencies and the private sector. Baguio City subsidizes MSMEs through the BRAVE program. The BRAVE program provides loans to micro, small, and medium enterprises (MSMEs) with city government subsidies, helping entrepreneurs start or expand their businesses.

Employment in Baguio City is categorized into formal and informal sectors, each with distinct challenges and opportunities. The formal sector includes regular employees, contractual workers and those under job order or contract-of-service arrangements in legal and registered businesses. Workers in these roles often receive a stable income, social protection benefits such as insurance and healthcare and have better security in terms of employment rights. However, compliance with minimum wage laws remains a concern, particularly for those working in markets and households, such as *kasambahay* (domestic workers), who may receive wages as low as PHP 5,000 per month. Ensuring a livable wage that covers basic needs, such as food, shelter, clothing, and education is essential for improving workers' morale and overall quality of life.

In contrast, the informal sector consists of workers with irregular or unstable employment, including construction laborers, street vendors and individuals in the entertainment and gambling industries. These jobs often lack social protection, job security, and fair wages. All employment should ensure dignity, safety and fair income. The prevailing notion that only corporate jobs provide decent work overlooks the fact that fair wages, job stability, and access to benefits are key factors in determining work quality across all industries. Strengthening policies that promote social protection, fair wages and ethical labor practices will help create a more inclusive and sustainable workforce in Baguio City.

One of the main challenges in accessing employment, livelihood opportunities and business-related transactions in our community is the need to amend the city's revenue code. The current policies may not fully support small businesses and entrepreneurs, making it difficult for them to thrive. Aside from this, there are also small businesses that struggle to secure loans from the Small Business Corporation which can cause them to close down.

To sustain economic growth, Baguio needs better access to funding, improved training programs, and stronger partnerships to help businesses and workers thrive. Concerted efforts to diversify the local economy, outside tourism, can also be explored.



Target 8.6

By 2020, substantially reduce the proportion of youth not in employment, education or training

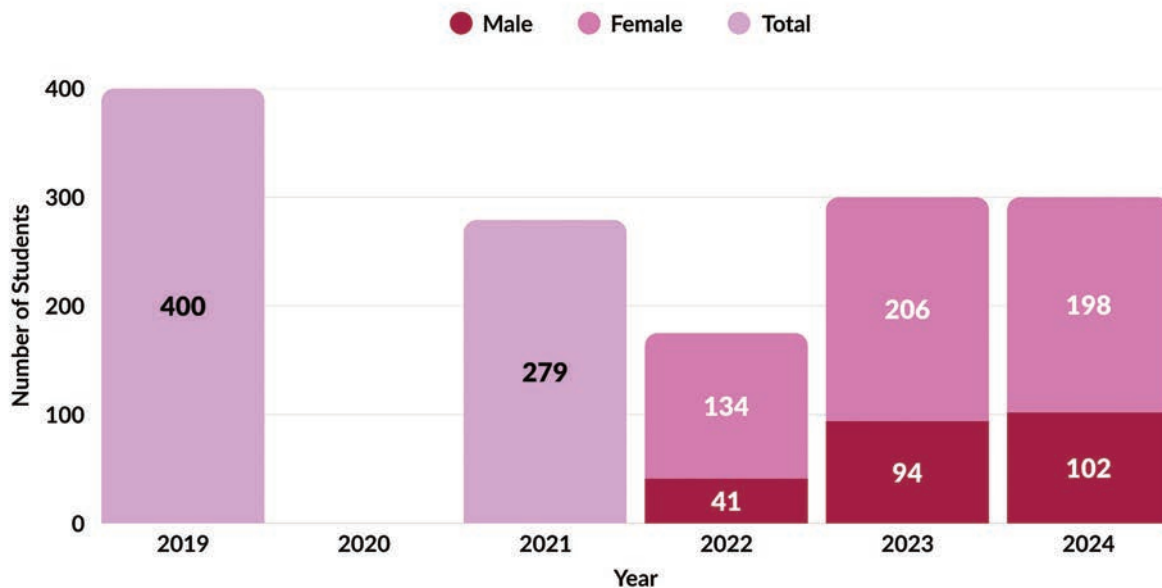
Local Indicator 8.6.1

Special Program for the Employment of Students (SPES) [-]

The Special Program for the Employment of Students (SPES) is a program by the city that has been running for over 30 years. This was used as a representation of programs of the city for the youth to curb the proportion of the sector not in employment, education or training.

There have been 1,454 students that were employed under the SPES since 2019. However, the numbers per year decreased in 2024. From 400

students employed in 2019, this decreased to 300 in 2024. However, a significant portion of female students have been employed since 2021. The data that is disaggregated by sex is only available since the year 2021. In response to the COVID-19 pandemic, the SPES was suspended in 2020 under DepEd Memorandum number 21, Series of 2020 or the “Second set of policy directives of DepEd Taskforce NCov (now, COVID-19).”



Source: Baguio City Public Employment Service Office

Chart 53. Number of Students Employed by SPES

Livelihood programs can also help individuals develop skills needed for employment or entrepreneurship. The Department of Labor and Employment (DOLE) provides livelihood assistance. DOLE also works with hotels to offer job opportunities. The agency also has programs like JobStart Philippines that focuses on training workers for industries that require specialized skills, such as coffee harvesting and other hands-on jobs.

In relation to SDG 4, offering more scholarships can support education and skills development, ensuring that future generations are well-equipped to contribute to economic growth.



Target 8.8

Protect labor rights and promote safe and secure working environments for all workers, including migrant workers, in particular women migrants, and those in precarious employment

Indicator 8.8.1

Fatal and Non-fatal occupational injuries

The frequency rate of fatal and non-fatal occupational injuries with work days lost in establishments with more than 20 workers is computed using this formula:

$$\frac{\text{Occupational Injuries with workdays lost}}{\text{Total hours worked}} \times 1,000,000 \text{ hours of exposure}$$

In 2021, the frequency rate of fatal occupational injuries in CAR is 0.05 while the frequency rate for non-fatal occupational injuries is 0.63. This data is from the Integrated Survey on Labor and Employment (ISLE) and is only disaggregated by region. Given the lack of available data for other years, this indicator cannot be fully assessed in the meantime.



Target 8.9

By 2030, devise and implement policies to promote sustainable tourism that creates jobs and promotes local culture and products

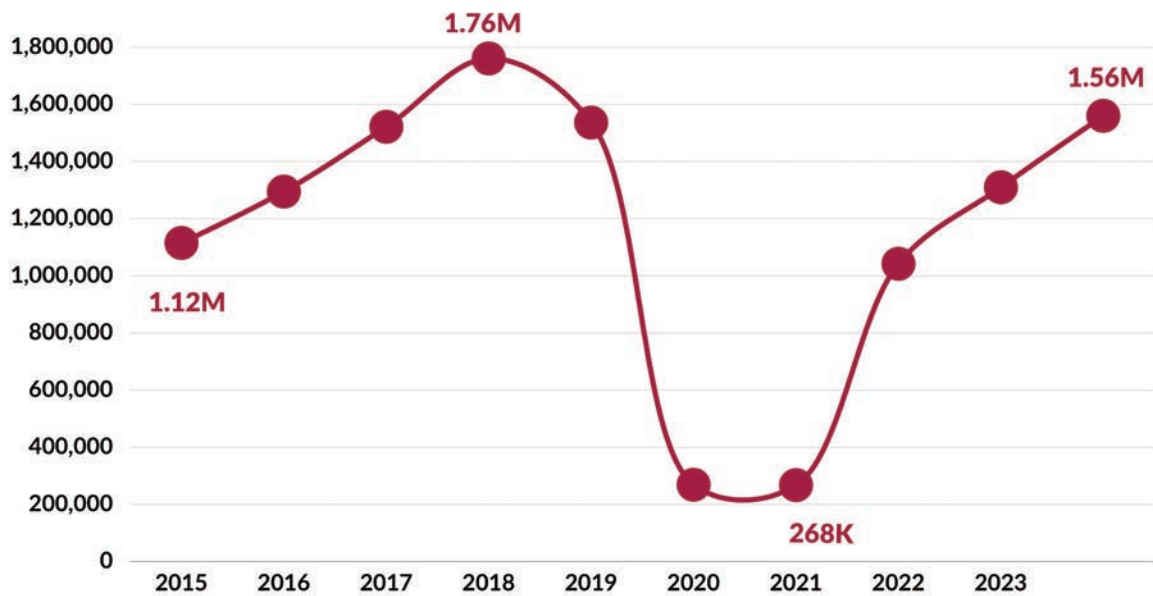
Local Indicator 8.9.1

Tourist Arrivals [+]

As the Summer Capital of the Philippines, tourism is one of the major industries of Baguio City. It is the primary driver of the city's economy, particularly sustaining the growth of accommodation and food services.

Based on the data from the Baguio City Administrator's Office (2015-2024), tourists arriving in Baguio City steadily increased from

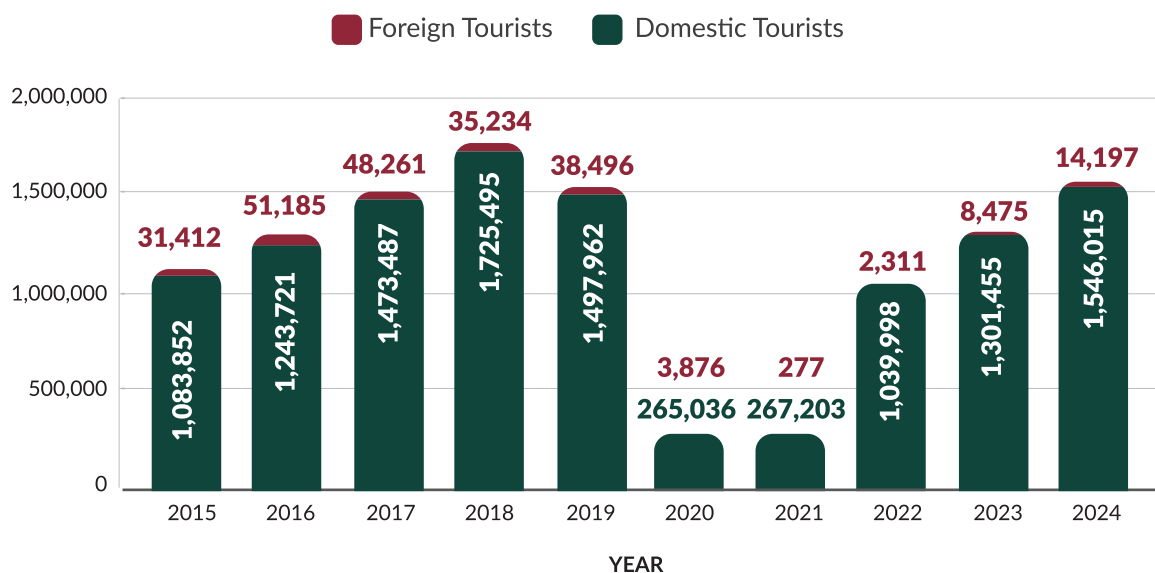
2015 but dipped significantly in 2020 to 2021, until it steadily rose again to pre-pandemic levels in 2024. From 1,115,264 tourist arrivals in 2015, this increased to 1,760,729 tourist arrivals in 2018. This slightly decreased in 2019 with only 1,536,458 tourist arrivals. In 2020 and 2021, when the COVID-19 Pandemic was at its peak, the number of tourists declined to only 184,238 in 2020 and 267,480 in 2021.



Source: City Administrator's Office

Chart 54. Total Tourist Arrivals in Baguio City

As a sign of a recovering tourism industry, the number of tourist arrivals in the city increased to 1,309,930 in 2023 and even higher at 1,560,212 in 2024. The large increase in tourist arrivals in a span of just two years indicates that the tourism industry of Baguio City is recovering from the effects of lockdowns during the COVID-19 Pandemic.



Source: Baguio City Administrator's Office

Chart 55. Tourist Arrivals in Baguio City, disaggregated by Type of Tourist



Photo from: Baguio City Government

Being primarily driven by tourism-related economic activities, tourist arrivals suffered in Baguio City during the height of the COVID-19 Pandemic; the city borders of Baguio City were closed to tourists in early 2020 and only reopened in November of 2021, allowing only a limited number of tourists into the city. By December 15, 2021, the maximum number of pre-approved arrivals of tourists were only limited to 6,000 per day. Limiting the number of people entering the city was one of the initiatives to reduce the spread of COVID-19 and Baguio City adjusted their protocols accordingly whenever cases in the city would increase.⁶¹

The tourism industry has brought in employment opportunities for Baguio City. However, Baguio

City is also conscious of its environmental impact amidst the continuous economic growth of the city. In developing their own Livability Index, Baguio City considered the carrying capacity of the city in conjunction with the development of the city. Some suggestions included the restriction of the number of tourists in the city, however, the economic impacts in the reduction of tourist arrivals in the city should also be considered.

There is also a need to promote local products of the city as most of the stores have limited reach in the market, especially when competing with online stores and online selling platforms.

⁶¹ De Vera, S. (2022, January 4) Baguio reinstates COVID-19 testing, reduces daily limit for tourists. Rappler. Retrieved from: <https://www.rappler.com/philippines/baguio-reinstates-covid-19-test-reduces-daily-limit-tourists-january-2022/>

Efforts in Consumer Advocacy Activities

Local Indicator 8.8.2

Number of public/consumer advocacy activities conducted [+]

DTI regularly conducts public and consumer advocacy activities to disseminate information, improve consumer awareness, empower business owners, and encourage innovation and economic participation of individuals. These activities include, but are not limited to, seminars, fora, training, consultations, webinars, etc.

The number of these advocacy activities that are conducted in Baguio City has increased greatly from only seven in 2018 to peaking at 252 in 2020. This then decreased to only 26 in 2024. These activities also include interviews and other quad-media dissemination.

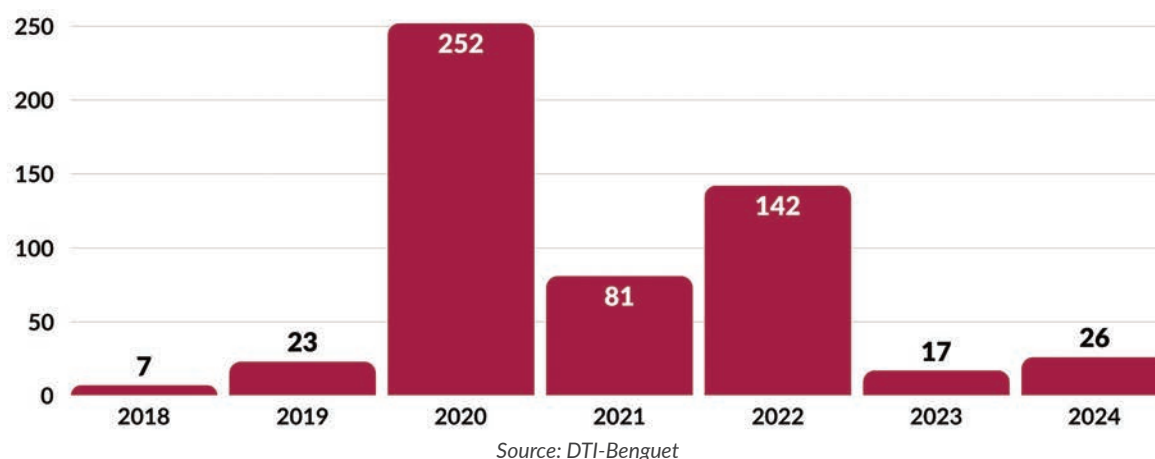


Chart 56. Number of Public / Consumer Advocacy Activities

Local Indicator 8.b.1

Number of capacity building activities conducted for CWD officers, CONSUMERNET and LPCC members [+]

The number of capacity building activities conducted for CWD officers, CONSUMERNET, and LPCC has increased from only five activities in 2018 to 16 in 2021. However, this decreased to only five activities in 2024. These activities include information on Fair-Trade Law and other issues concerning consumers.

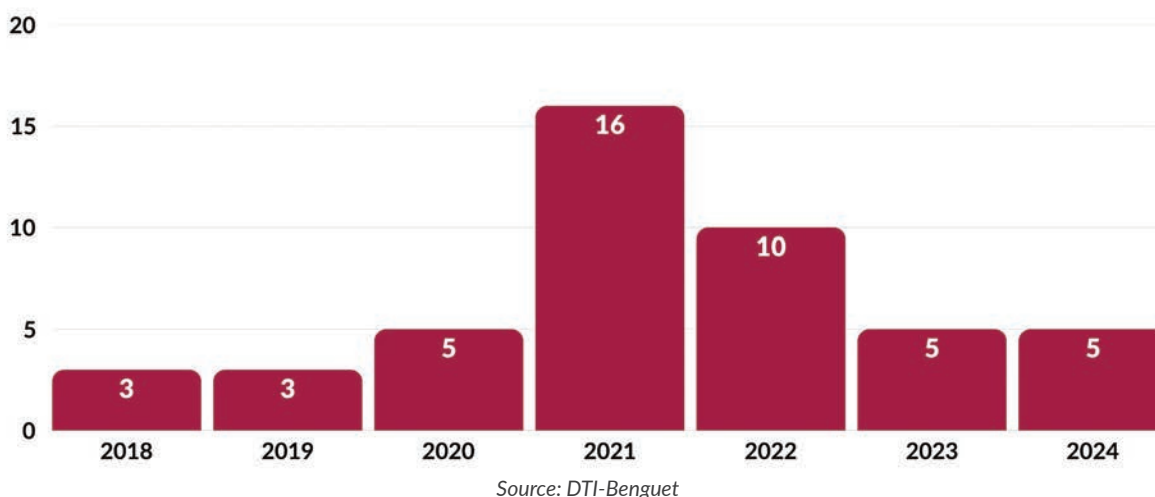


Chart 57. Capacity Building Activities

Programs in Promoting MSMEs through Tourism in the City

The tourism industry greatly boosts the local economy of Baguio City, with the city seeing an 11.3 percent increase in local GDP in 2022. The recovery of the tourism industry of the city drives economic growth, which accounts for 45.9 percent of the annual economic output of the Cordillera Administrative Region (Agoot, 2023)

Baguio City aims to become a Business-Friendly LGU by promoting Micro, Small, and Medium Enterprises (MSME) in the city with a focus on the pasalubong sellers and manufacturers. Of the 21,121 businesses registered in the city in 2023, majority of them are small businesses that cater to tourists in the city, they are the first and last

contact of tourists. The city aims to increase the number of business permits issued to MSMEs so the businesses can also avail services from the LGU, as well as from the DTI.

Also a part of this initiative is to launch market and selling events such as a regular Sunday Session Road Market Encounter where MSMEs can showcase their products. This program aims to help economic recovery among small businesses that experienced difficulties during the COVID-19 Pandemic, which left a great impact on their sales with the lack of tourist activities in the city (Baguio City Public Information Office, n.d).

Local Indicator 8.7.1

Percentage compliance of firms to total number of firms monitored [+]

Part of the efforts of DTI is to safeguard consumer rights, firms and establishments are monitored for compliance with the Fair Trade Law (FTL) and other consumer welfare guidelines set up by DTI.

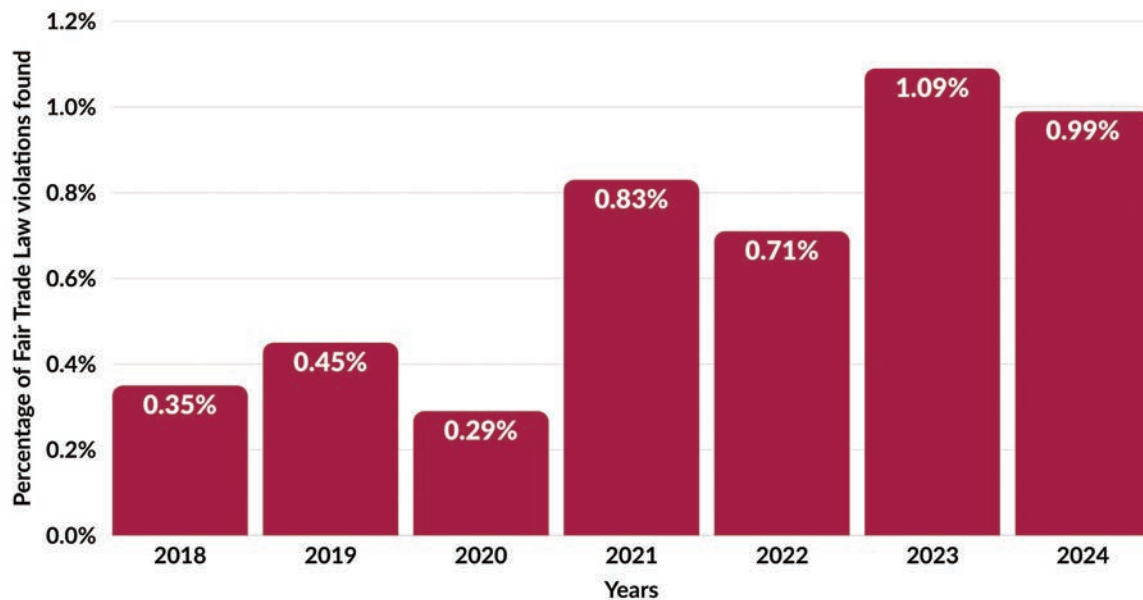
From 2018 to 2024, 98–99 percent of firms and establishments in Baguio City have been compliant to the FTL and consumer welfare guidelines.

This indicated that consumer welfare is a top priority in the city. This is also reflected in other indicators mentioned above such as the number of establishments who are Bagwis Awardees. However, the number of firms and business establishments in Baguio City that DTI had monitored and inspected per year has decreased from 1409 firms in 2019, to only 606 firms in 2024.

Table 12. Compliance Rate of Firms Monitored

2018	2019	2020	2021	2022	2023	2024
99	98	99	99	99	99	99

The number of FTL Violations recorded per year from 2018 has increased, from only five violations to eight violations in 2021. This has decreased again to only six violations in 2024. The number of violations in contrast to the number of firms and establishments monitored and inspected is relatively low. The extensive monitoring ensures that these firms and establishments are compliant with the FTL and other consumer welfare guidelines.



Source: DTI - Benguet

Chart 58. Percentage of FTL Violations Found

Local Indicator 8.2.1

Number of Bagwis Awardee Establishments [+]

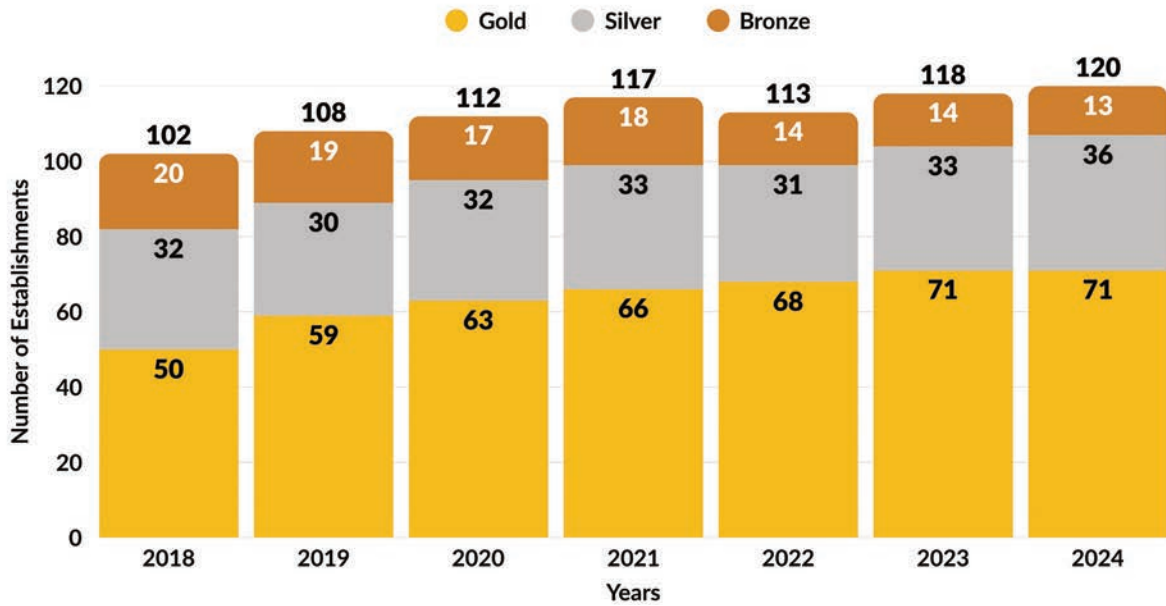
DTI's Bagwis Award is an initiative to recognize establishments that uphold consumer rights by establishing consumer welfare desks or a customer relations office; while practicing responsible business practices so consumers can get the best value for money.

Various establishments can qualify to become Bagwis Awardees for their categories. These establishments include supermarkets, department stores, specialty stores, appliance centers, hardware stores and DTI accredited service and repair shops. There are also three categories of Bagwis Awards. The Bronze category is for establishments that are compliant to the Fair Trade Law and have implemented a consumer welfare desk or customer relations office. The Silver category has all the requirements for the Bronze category, in addition to this, establishments should start social responsibility programs. Lastly, the Gold category

has all the requirements of the Silver category with the addition of meeting the ISO 900 or meeting Quality Management System standards.

The number of Bronze category awardees in Baguio City has decreased since 2018, a reason could be that previous awardees of this category have qualified for the silver or gold categories, however, there may be fewer establishments that meet the requirements of this category. In contrast to this, the number of Silver category awardees has increased since 2018, from 32 to 36 in 2024 and the Gold category awardees also show the same trend, from only 50 awardees in 2018, this increased to 71 in 2024.

The total number of Bagwis Awardees in Baguio City has also increased since 2018. This indicates that more establishments qualify for the Bagwis Award, and in turn, more consumers benefit from their improved business practices.



Source: DTI - Benguet

Chart 59. DTI Bagwis Awardees

Other Programs for Decent Work in Baguio City

There are a lot of programs that help marginalized communities find employment and economic opportunities. The Alternative Learning System (ALS) program offers education to Persons Deprived of Liberty (PDLs), along with the “College Behind Bars” initiative, which helps incarcerated individuals gain skills for future employment. There are also initiatives such as garage sales for barangay residents, like those in Barangay City Camp, that can provide economic opportunities while fostering a sense of community involvement. Programs such as the benchmarking of senior citizen services and the centralization of city-level initiatives further enhance support systems for these groups. The local council includes community representatives who advocate for these groups, ensuring that their concerns are addressed in policymaking and urban development.

One pressing issue is mobility and accessibility, as certain groups, such as seniors and persons with disabilities (PWDs), would benefit from exemptions in parking fees and number coding restrictions to make transportation easier.

During the consultation sessions, it was shared that the marginalized sectors in the community continue to face significant challenges that limit their access to opportunities and resources. Discrimination remains a major concern, particularly for LGBTQ+ individuals, women, and Persons Deprived of Liberty (PDLs) or Persons Who Use Drugs (PUDs) seeking reintegration into society. Women often face added burdens due to household responsibilities, making it harder for them to access employment and economic opportunities.



SDG



09 INDUSTRY, INNOVATION AND INFRASTRUCTURE

SDG 9 aims to build resilient infrastructure, promote sustainable industrialization and foster innovation. Baguio City adopted three indicators aligned with the national indicators, including a local indicator, under this Goal.

While this Goal cannot be completely reported due to insufficient indicators, Baguio City is **progressing** [+] towards this Goal using available indicators.



Photo from: Baguio City Government

SUMMARY OF INDICATORS

Indicator 9.1.1
Paved city / barangays
increased

Progressing

200 km
combined paved
roads in 2024

Local Indicator 9.2
Number of business
permits per year

Progressing

26,532
combined

Local Indicator 9.5
Cities and Municipalities
Competitive Index

Progressing

**Rank among
HUC (2023)**

Economic Dynamism - 10
Government Efficacy - 22
Infrastructure - 24
Resiliency - 12
Innovation - 13



Photo from: Baguio City Government



Target 9.1

Develop quality, reliable, sustainable and resilient infrastructure, including regional and trans-border infrastructure, to support economic development and human well-being, with a focus on affordable and equitable access for all



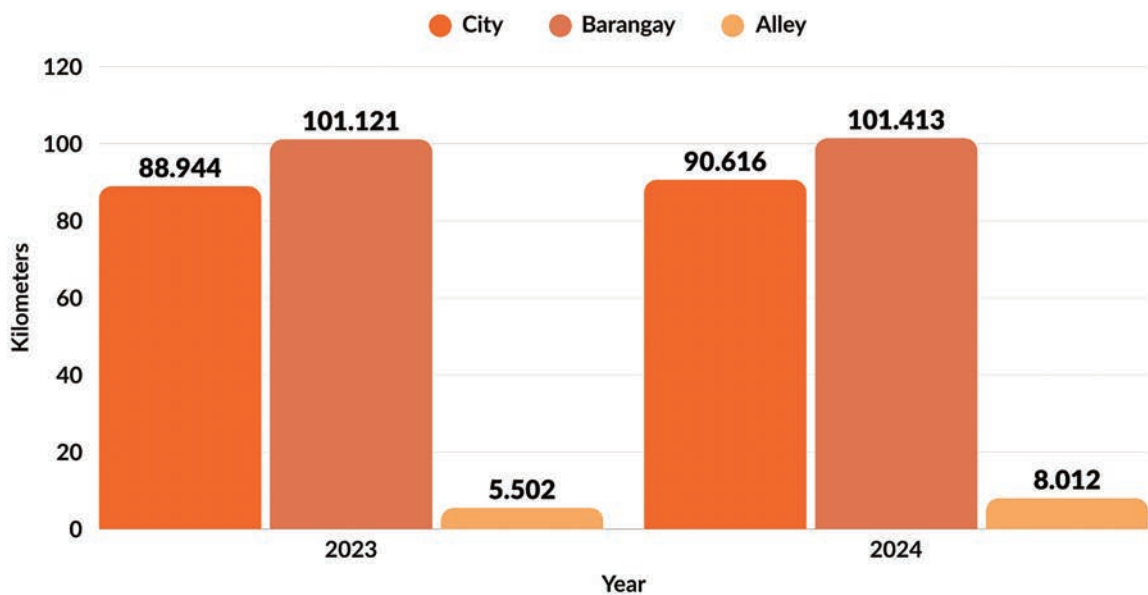
Photo from: Baguio City Government

Indicator 9.1.1

Paved city / barangays increased [+]

City and barangay roads connect different parts of the city together, making it easier for individuals to travel. The City Engineering Office (CEO) reported that the existing road networks for the whole city, barangay, and alley from 2023 to 2024 has increased through time. In particular, the road for the whole city increased from 88.944 km in

2023 to 90.616 in 2024. For barangay roads, the City paved a cumulative 101.129 km. in 2023 and increased a bit to 101.413 km. Lastly, the city's cumulative paved roads for alley increased from 5.502 km in 2023 to 8.012 km in 2024. Majority of these roads are made with concrete.



Source: City Engineering Office

Chart 60. Paved Roads in Baguio City

Based on the focus group discussions, the stakeholders shared that 70-80 percent of households in Baguio are accessible by roads and vehicles. The remaining number cannot be accessed by vehicles, but there are pathways and stairs for people. In terms of road widening projects, respondents mentioned that the widened roads are used for parking by houses and establishments. Some street lights are not yet returned after road widening projects are completed.

Respondents emphasized that roads and streets should follow the contour of the mountains.

One common narrative within the city is that development should not only focus on tourism, but also on infrastructures to reduce traffic and congestion. Respondents believe that SDGs help maximize resource development and implement proper planning, budgeting, and development. It was also mentioned that SDG 9 is not just about infrastructure; but also includes the overall well-being of the city and its population.

CCTVs were installed in their area for security and it can also be useful in monitoring traffic and illegal parking. Respondents suggested having CCTV OPLAN Masid for security and monitoring. All barangays and businesses should be required to have their own CCTVs. Command centers should also be upgraded.

It was noted that public utility lines (BENECO, TELCO, and other cables) pose a possible danger if they fall and are considered a nuisance in some areas. Respondents also noted that new infrastructures like roads and barangay halls are only sustainable if they are built and maintained properly.

Programs for Better Mobility

The City has also been proactive in enhancing pedestrian mobility and urban spaces through the “Living Street” and “Complete Street” projects. These projects reflect the city’s strong commitment in creating a pedestrian-friendly, safe, and visually-appealing urban environment. The City also worked on enhancing safety and accessibility as well as placing traffic measures.

The “Living Street” project was inaugurated along Perfecto and Carantes Streets, located near the foot of Session Road and connecting Session Road with Harrison Road. This second installation of this project was placed along Leonard Wood Road near Botanical Road. On the second installation, a portion of Forbes Park, which is a vital forest reservation, was reclaimed and developed. CEO reported that the key enhancements of these projects included cobblestone paving, flower boxes, and small benches. The project also promoted slower vehicle speed for pedestrians. They also added murals made by local artists to feature cultural heritage and daily life of Baguio City.

Meanwhile, the City started the “Complete Street” project in M.H. Del Pilar Street and Hillside Road, aiming to make these roadways accessible and safe for all types of users, including pedestrians, cyclists, and motorists.

Respondents believe that the “complete street idea” should be adopted (streetlights, sidewalks, CCTVs, and bike lanes) throughout the City. They added that LED streetlights could also be adopted to reduce electricity costs, noting that some areas like the Burnham Park do not often get enough solar energy.

Further related to infrastructure linked to disaster risk reduction management (DRRM) measures of the city is the formulation of a master development plan for drainage in Baguio to solve the flooding problem a project, in partnership with Japanese consultants. This aims to improve the water quality and to centralize the sewage treatment plan. The sewage treatment plant project was aimed to start in April 2025.

Local Indicator 9.2.

Number of Business Permits per Year [+]

Business Permits from the City are a requirement for all businesses to operate. This is acquired through the Business Permit and Licensing Office of the city. Various clearances are required from different City Offices in Baguio City to ensure safety, accountability, and sustainability of businesses. These offices are the CPDSO, Baguio Health Department, City Building and Architecture Office, CEPMO, Bureau of Fire Protection, and CTO.

The application for business renewal in Baguio City has been steadily increasing from 2015 to 2023, with a very slight setback in 2020. This represents a growth of almost 42 percent in the

review period. The number of new business applications has increased from 2015-2019, but declined in 2020 and 2021. It elevated in 2023 but is still just 57 percent of the peak in 2019. Special permits are given to business activities for short periods of time, usually less than one year. This is given to businesses with no permanent or fixed location. These are usually given to businesses in night markets, bazaars, and seasonal events. The number of special permits given dropped from 6028 permits in 2015 to only 2,106 permits in 2023. Overall, the trend for business renewals, new business applications and business permits have been upward sloping since the post-pandemic period.

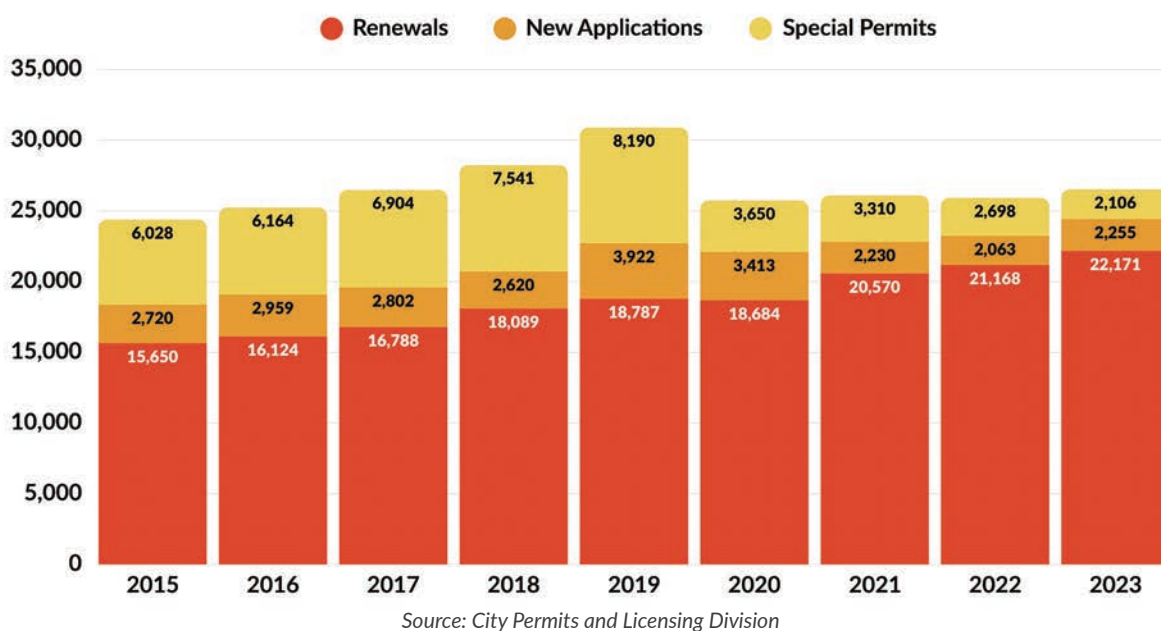


Chart 61. Business Permits in Baguio City

Local Indicator 9.5

Cities and Municipalities Competitive Index [+]

The Cities and Municipalities Competitive Index (CMCI) is a set of indicators developed and assessed by DTI to evaluate the competitiveness of cities and municipalities in the Philippines. The CMCI is based on five pillars: *economic dynamism, government efficacy, infrastructure, resiliency, and innovations*.

Table 13. Ranking of Baguio City in CMCI's Five Pillars

Year	Rank among Highly Urbanized Cities per Pillar				
	Economic Dynamism	Government Efficacy	Infrastructure	Resiliency	Innovation
2021	9	19	24	15	-
2022	23	10	30	19	16
2023	10	22	24	12	13

Economic Dynamism refers to the capability of cities to expand businesses and generate more employment opportunities. The ranking of Baguio City has dropped from rank nine in 2021 to rank 23 in 2022, but this has improved in 2023 as the city moved back to rank 10.

Government Efficacy measures the reliability and effectiveness of local government services. Under this pillar, the local government should also support opportunities for productive and sustainable expansion. The ranking of Baguio City has improved between 2021 and 2022, from rank 19 to rank 10, however, it dropped to rank 22 in 2023.

Infrastructure is not only confined to buildings and roads, but also includes resources (electricity and water), public transport, waste management, environmental protection and sustainability, health and education, and disaster preparedness. For this pillar, Baguio City's ranking dropped to rank 30 in 2022, from rank 24 in 2021. Their ranking returned back to rank 24 in 2023.

Resiliency of a city refers to their disaster risk reduction and management efforts, emergency response systems, as well as their land use plan. Baguio City's ranking has improved since 2021, even though it dropped in ranking in 2022.



Innovation pertains to the efforts by the city to maintain and improve productivity in their locality. This includes access to the internet, innovation facilities, and the number of STEM graduates among others. From 2022, the ranking of Baguio City has improved.

Overall, the progress of Baguio City in the CMCI has been improving, making it one of the top highly urbanized cities in the country, ranking 17th overall.


Programs on Resilience and Innovation

The City aims to build sustainable housing that can easily access public green spaces and is interconnected to the Central Business District (CBD) of the city. The Luna Terraces Permaculture Community aims to provide safer, high-density housing for families and households from high-risk areas of the city. This is in collaboration with the Department of Human Settlements and Urban Development (DSHUD) and the National Housing Authority (NHA). This project also addresses the housing backlog in Baguio City, as more and more people from other towns want to settle in the city. The Luna Terraces includes ten buildings that are equivalent to 260 housing units, a community center, and greenhouses and plant nurseries for urban gardening.

In collaboration with the Safe and Sound Cities (S2Cities), Global Infrastructure Basel (GIB) Foundation, and the Cordilleran Youth Center (CYC), the city launched the country's first youth innovation hub. The Synergize, Innovation, and Gravitare Leadership towards Adaptive

Technologies (SIGLAT) Youth Innovation Hub was created to provide a space for innovation, creativity, learning, and collaboration among the youth in Baguio City. They also conduct workshops, mentorship programs, and networking ideas in order to harness the potential of the youth. The innovation hub is located in the basement level of the Baguio City Convention Center and they offer co-working spaces and a conference room. The conference room is available for reservation and the former is available for walk-ins. By harnessing the potential of these initiatives, innovative solutions for monitoring, maintaining, and making infrastructure more resilient can be achieved, including the use of technological advancement promoted by these platforms.

In relation to resilience, Baguio aims to become a resilient city by 2026. This initiative was started in 2023 by the LGU as part of United Nations' Making Cities Resilient 2030 (MCR2030), in the Philippines, only Makati City has achieved resiliency status. This initiative aims to assess the needs of the city to combat the effects of climate change and natural disasters which will help develop and implement a Climate Action Plan that is aligned with the goals of MCR2030.



SDG



10 REDUCED INEQUALITIES

SDG 10 aims to reduce inequality within and among countries. Baguio City assessed one indicator aligned with the national indicators under this Goal.

In general, Baguio City is **progressing** [+] towards this Goal.



Photo from: Baguio City Government

SUMMARY OF INDICATORS

Indicator **10.1.1**
Growth rates of household
income per capita

Progressing

Php 359.2
thousand in 2023





Photo from: Baguio City Government



Target 10.1

By 2030, progressively achieve and sustain income growth of the bottom 40 percent of the population at a rate higher than the national average

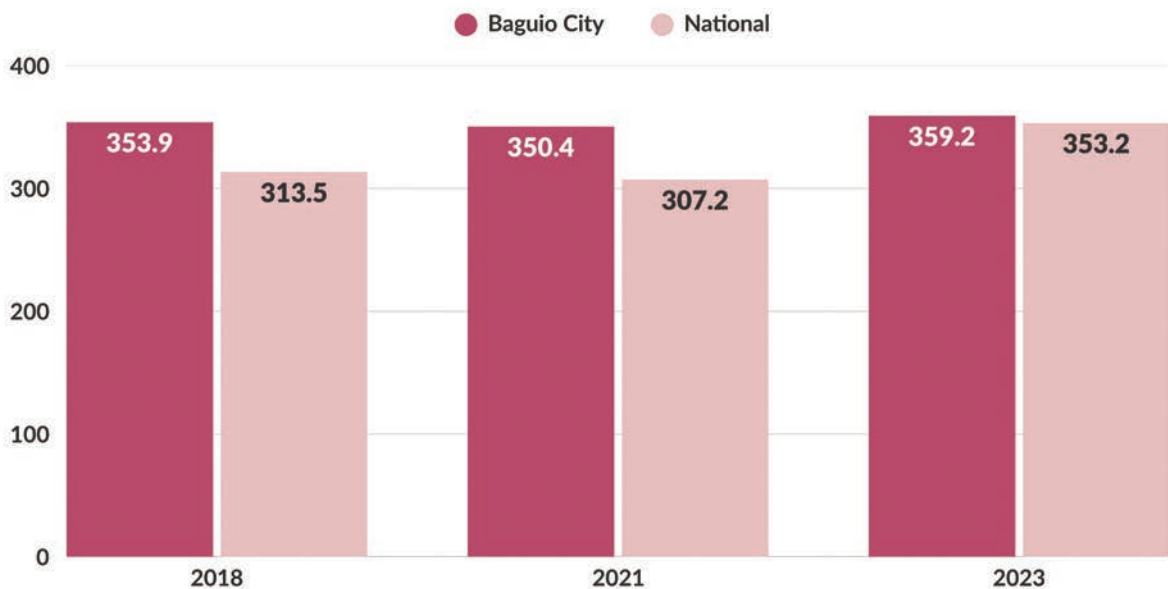


Photo from: Baguio City Government

Indicator 10.1.1

Growth rates of household income per capita among the bottom 40 percent of the population and the total population [+]

The average annual family income for Baguio City has decreased from PHP 353.9 thousand in 2018 to PHP 350.4 thousand in 2021. This has then increased to PHP 359.2 thousand in 2023. The average annual family income in Baguio City is greater than the national averages⁶² for the same period, however both share similar trends.



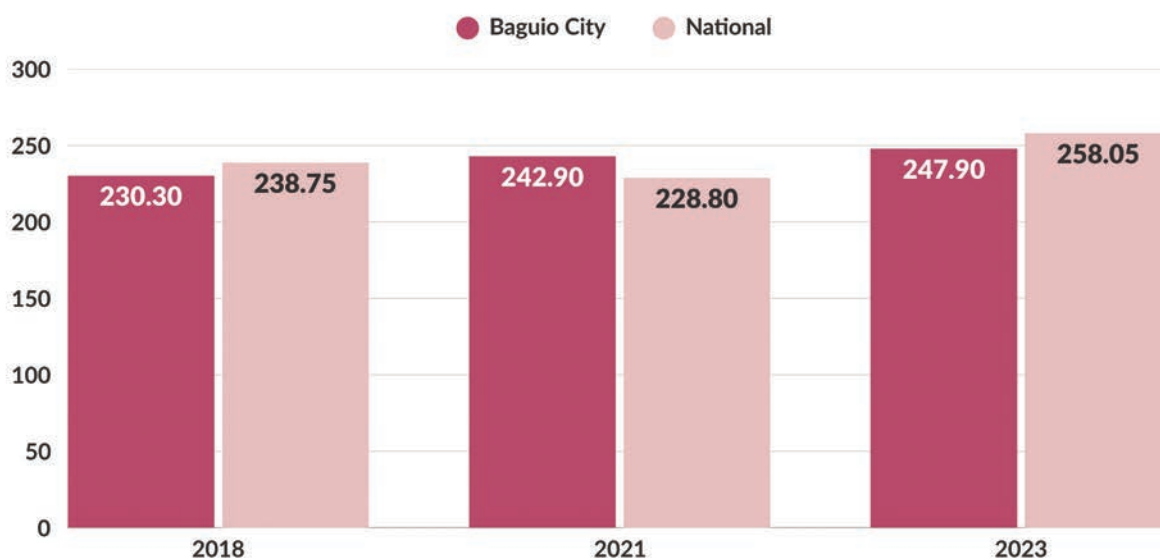
Source: Philippine Statistics Authority

Chart 62. Average Annual Family Income: Baguio City and National

62 Philippine Statistics Authority. (2024 August 15) Reference Number 2024-267. Average Annual Family Income in 2023. <https://psa.gov.ph/content/average-annual-family-income-2023-estimated-php-35323-thousand>

While the average annual family expenditure has increased since 2018, from PHP 230.3 thousand to PHP 247.9 thousand in 2023. The average annual family expenditure in Baguio City is not much different compared to the national average, except in 2021 where the average family expenditure

in Baguio City surpassed the national average. Increased income for families help them adapt to inflation and also increase spending. The decline in income and expenditure in 2021 can be attributed to the COVID-19 pandemic where lockdowns affected the work and spending of many people.



Source: Philippine Statistics Authority

Chart 63. Average Annual Family Expenditure: Baguio City and National



Target 10.2

By 2030, empower and promote the social, economic and political inclusion of all, irrespective of age, sex, disability, race, ethnicity, origin, religion or economic or other status



Photo from: Baguio City Government

The role of the Persons with Disability Affairs Office (PDAO) slowly integrates persons with disabilities (PWDs) into communities and that PWDs have a significant role in nation-building. Mindset of communities towards persons with disabilities (PWDs) should change. Instead of seeing their disabilities, PWDs should be recognized that they are also people too. There are several programs that aim to diminish inequalities experienced by marginalized communities. These are efforts of both the LGU as well as NGOs. PDAO offers a variety of programs for the awareness of the rights of PWDs and inclusivity. The office conducts educational leadership sessions and we are also forming leaders per barangay as a representative of the PWDs within their community. In celebration of Cancer Month, they conducted capacity building on social justice laws with PWD representatives of each barangay in the city. This project is in cooperation with St Louis University School of Law. In 2022, cancer was considered a type of disability, along with down syndrome.

In 2024, Baguio City aimed to be more inclusive by allowing the youth to join in the city's 25 key councils and boards. Several youth organizations in the city signed a Declaration of Participation, recognizing the effort and strategies offered by the youth.⁶³ There are also several programs by youth organizations in Baguio. Musikapayaan or Music for peace is a program by Youth for Peace (YFP). The organization advocates that the youth should not join dangerous and illegal activities. They cater to individuals aged 15-30 years old. Project Dallyon by the Cordillera Young Leaders Club (CYLC) is a program that offers activities training individuals to be an advocate for gender equality through capacity development. These activities are conducted through online platforms or by visiting communities.

Baguio also hosts an annual pride parade to champion LGBTQIA+ Rights in the city. In 2024, Baguio City held the first pride parade of the year in the country. It also highlighted the works of the

⁶³ Baguio City Public Information Office (no date) Mayor urges focus on fostering youth leadership in his SOCA. City Government of Baguio. Retrieved from: https://new.baguio.gov.ph/news/mayor-urges-focus-on-fostering-youth-leadership-in-his-soca?fbclid=IwZXh0bgNhZW0CMTAAR0Ukr9ZikEkl7CUuZl5ircdJ0z-82jzXicx3owgscqs81bSmD7T4TKDqtjg_aem_WXdXC7aRwlf69doApYwMQ

former head of the Northern Sanctuary MCC, late Rev. Myke Sotero, who also helped form the Amian Pride Council (APC). The annual Pride March is still a movement with an important message as there is no national law yet that protects the LGBTQIA+ community from gender-based discrimination.⁶⁴

During consultation sessions, some shared that cultural beliefs and practices may hinder families and the community from reporting abuse to the proper authorities. Some families believe that reporting the abuse will bring them shame. The notion of “*utang na loob*” also hinders them from reporting abuse. In the Cordilleran culture, they do not want to bring shame to their families, that is why they do not resolve matters through judicial intervention, and they would rather solve it through settlement. It was mentioned that some victims do not get the justice they deserve, however, when DSWD is notified of abuse cases they often file cases for the victims.

Child and Family Service Philippines, Inc. - Baguio (CFSPI) works with survivors of all forms of abuse and their programs ensure that the survivors they work with are well and get the help they need. They empower them to be able to go back to their communities and back to daily life. They also offer a shelter for girls aged 6-17 years old who are victims of abuse and they also provide scholarships for those who are reintegrated back into the community. The organization also has a behavioral program for children in conflict with the law (CICL) for reintegration, reformation, and rehabilitation. The CFSPI believes that change in the community starts at home. With this, the organization conducts advocacy and information programs to influence families and the community to report cases of abuse.



⁶⁴ <https://www.queer.philippines.com/2019/04/01/queer-philippines-2019-04-01/>

Issues on Equality in Barangays

Some issues that need to be further addressed include cases of teenage pregnancies, Violence Against Women and Children (VAWC), and street harassment (catcalling). Sexual abuse cases in Benguet are still prevalent. Abuse cases are often not reported, however, if DSWD is alerted, the agency will file the case.

Catcalling and street harassment was also mentioned during the discussion. Women in the group recalled the forms of street harassment and catcalling they experience in their day-to-day lives, even while taking public transportation, jogging in the park, or walking the streets.



SDG



11 SUSTAINABLE CITIES AND COMMUNITIES

SDG 11 aims to make cities inclusive, safe, resilient and sustainable, two of the indicators related to disaster management are reported under SDG 13. Baguio City adopted six indicators aligned with the national indicators under this Goal. The City developed its Livability Index aligned to this SDG to make their barangays livable and to curb the predicted urban decay by 2043.

In general, Baguio City is **progressing** [+] towards this Goal.



Photo from: Baguio City Government

SUMMARY OF INDICATORS

Local Indicator **11.5**
Firemen and First Responders

Progressing

3,255
trained
responders
in 2023

Local Indicator **11.6.1**
Solid waste management

Regressing

383.4
cubic meters
by Q2 2024

Indicator **11.6.2p1**
Percentage of highly urbanized
and other major urban centers
within ambient air quality
guidelines value increased

Progressing

PM 10 - 21.45
(2024)
PM 2.5 - 11.23
(2024)

Target **11.b.1**
Number of countries that adopt
and implement national disaster
risk reduction strategies in line
with the Sendai Framework

On track

The city has its
own local Disaster
Risk Reduction
and Management
(DRRM) Plan aligned
to the national
DRRM plan



Photo from: Baguio City Government



Target 11.5

By 2030, significantly reduce the number of deaths and the number of people affected and substantially decrease the direct economic losses relative to global gross domestic product caused by disasters, including water-related disasters, with a focus on protecting the poor and people in vulnerable situations



Photo from: Baguio City Government

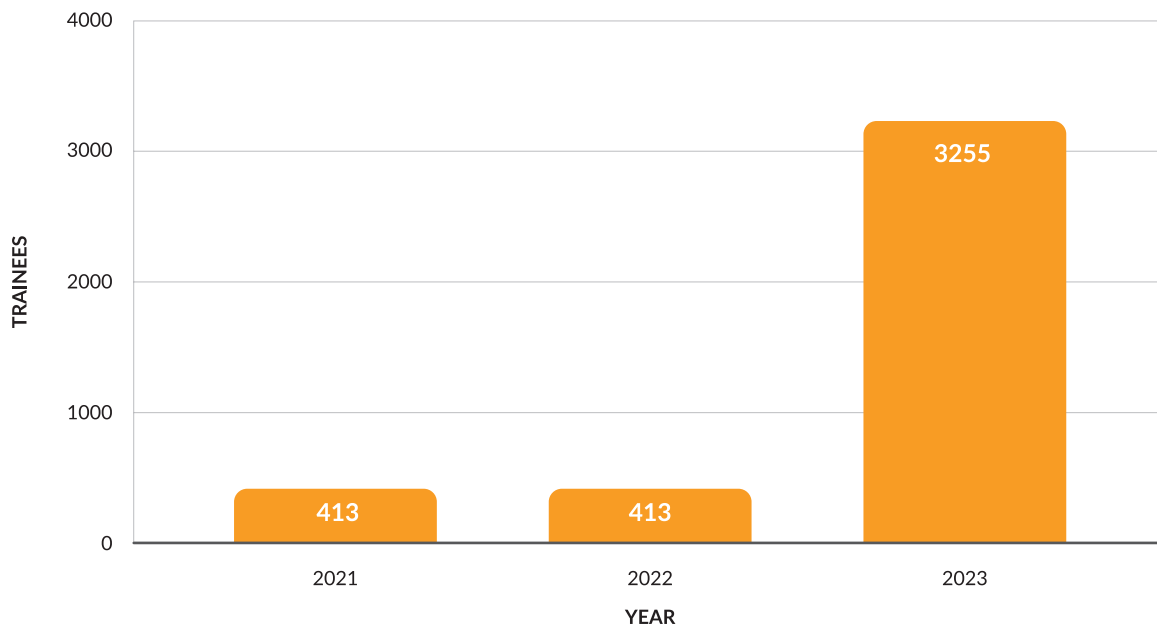
Local Indicator 11.5

Firemen and First Responders **[+]**

Firemen and first responders are the city's first line of defense during disasters. In Baguio City, there is one (1) fireman per 2,000 population. The number of trained responders has increased from 413 in 2021 to 3,255 in 2023. The trained responders in Baguio City come from the Bureau of Fire Protection (BFP), Philippine National Police (PNP), City Disaster Risk Reduction Management Office (CDRRMO), as well as civic organizations such as Disaster Tactical Response and Emergency Support Services (DISTRESS), Baguio-Benguet Public Information Civic Action Group (BB-PICAG), Kaakibat Civic Communicators International, and Kabalikat Civicom Association.

Responders are required to take training courses and refreshers in search and rescue (SAR) in various settings (water, collapsed structure, etc.), standard first aid (SFA), basic life support (BLS), incident command system, and emergency medical response.

The record of the City Disaster Risk Reduction Management Office shows a huge increase in the number of trained respondents from 413 in 2021 to 3255 in 2023.



Source: City DRRMO

Chart 64. First Responders in Baguio City

Within the barangay level, officials are required to attend Disaster Risk Reduction and Management (DRRM) training activities and seminars. The City Disaster Risk Reduction and Management Office (CDRRMO) often conducts these trainings in the barangays. These training activities include Community Action for Disaster Response and Emergencies (CADRE), Basic Life Support (BLS), Standard First Aid (SFA), and search and rescue. Members of the Kalipunan ng Liping Pilipina (KALIPI) also join these training activities as well. However, some noted that the participation among the constituents of barangays is low, especially among the youth. There were also observed difficulties in encouraging residents to participate in DRRM training.

Some establishments, especially dormitories and boarding houses are not compliant in reporting the total number of residents that live there. Some are also not compliant with the availability of fire exits. These can lead to fire code violations

and inaccurate data in the Registry of Barangay Inhabitants (RBI), which is the basis for the allocation and distribution of relief goods during emergencies and calamities.

There are efforts from colleges and universities in Baguio City in DRRM such as disaster preparedness seminars with resource speakers from the BFP to integrate the youth in DRRM. Various fora and seminars are conducted covering topics like mental health, human rights, and disaster preparedness. Universities also have contingency and continuity planning in the event of disasters or calamities.

Geoinformatic System (GIS) Research can also help map disaster prone areas, where landslides and floods occur often. This can be used in training activities and programs by the LGU. GIS research can also influence the policy-making process and infrastructure planning for disaster prone areas.



Target 11.6:

By 2030, reduce the adverse per capita environmental impact of cities, including by paying special attention to air quality and municipal and other waste management

Local Indicator 11.6.1

Solid waste management [-]

There are various ways to measure the efficiency of the solid waste management of the city. The solid waste generated per person per day has increased slightly from 2022 with 0.50 kg of waste per person per day, to 0.52 kg of waste generated by the second quarter of 2024.

While the total solid waste generated continue to increase, the total volume of solid waste collected per day, or the total collection rate of waste has decreased from 1,397.7 cubic meters per day in

2022 to only 1,102.4 cubic meters per day in Q2 2024. The volume of solid waste disposed per day has also decreased from 907.8 cubic meters per day in 2022, to 383.4 cubic meters per day in Q2 2024. This means that further analysis needs be considered by the City to understand where the additional waste generated are going. While some reports that point that recycling has increased in the City, more reliable data and monitoring on this is recommended.

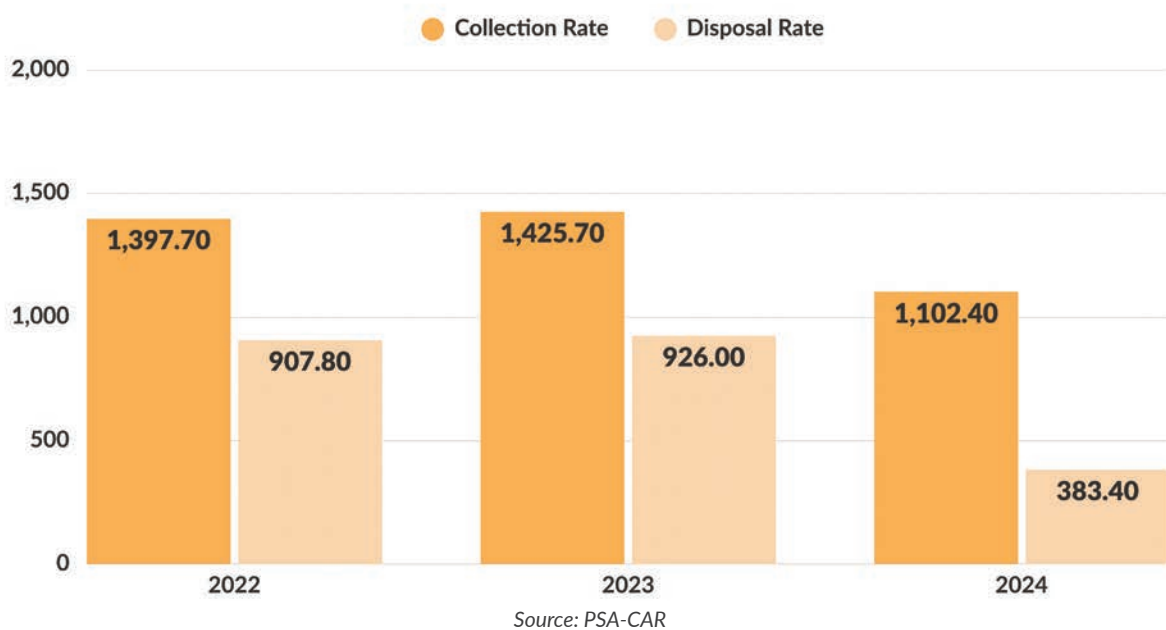


Chart 65. Solid Waste Collection and Disposal Rate

The role of tourists in ensuring cleanliness in the city is an important factor. It was noted that while tourism is a large industry in Baguio City, the visitors of the city are perceived as one of the causes of the increase in solid waste generated. Policies should be enacted in order to preserve the environment and to resolve the problems of the city. The implementation should be strict.

Some establishments and residences are not compliant with sanitary regulations, especially when desludging septic tanks. But not all violators are served with notices. Illegal settlements are also a concern, especially when it comes to waste management. Some of these houses do not have proper sewage connections or septic tanks for their liquid waste which can end up polluting waterways in the city.

Indicator 11.6.2p1

Percentage of highly urbanized and other major urban centers within ambient air quality guidelines value increased [+]

There are several particles in the air that we breathe. These are classified into three categories: coarse particulate matter (PM 10), fine particulate matter (PM 2.5), and ultra fine particulate matter (PM 0.1). PM 10 are air pollutants that are 2.5 to 10 micrometers in diameter, these include dust, viral particles, mold spores, and pollen. They are still irritants, but pose a lesser threat than fine or ultra fine particles. PM 2.5 are fine particles in the air that penetrate deeper in the lungs and may even reach the bloodstream, these are usually 0.1 to 2.5 micrometers in diameter. These include combustion byproducts like smoke and exhaust fumes. PM 0.1 are air particles that are less than

0.1 micrometers in diameter, these are more aerodynamic than other air pollutants and pose an even more significant health threat.

Air quality is measured in the amount of PM 10 and PM 2.5 in the air, this is measured in μm per cubic meter. Since 2021, the air quality in Baguio City has improved from the weighted average value of 34.3 μm per cubic meter of PM 10 in 2021, this has decreased to 21.45 μm per cubic meter in 2024. For PM 2.5 particles, this also decreased from 13.61 μm per cubic meter in 2023 to 11.23 μm per cubic meter in 2024. There is no data on PM 2.5 in 2021 to 2022.



Source: City Environments and Parks Management Office

Chart 66. Ambient Air Quality in Baguio City



Photo from: Baguio City Government



Target 11.b.1

Number of countries that adopt and implement national disaster risk reduction strategies in line with the Sendai Framework for Disaster Risk Reduction 2015-2030 [+]

Baguio City faces unique disaster challenges due to its topography and climate. The city’s Local Disaster Risk Reduction and Management Plan (LDRRMP) represents a critical framework for protecting this highland community from both natural and man-made calamities.

Following the guidelines established in the Joint Memorandum Circular No. 2013-1, Baguio City’s LDRRMP exemplifies how local government units can build resilience through comprehensive disaster planning. The plan is updated every six months to ensure relevance and responsiveness to changing risk profiles and emerging threats. This regular update cycle allows the city to incorporate lessons learned from recent disaster events and adjust strategies accordingly.

All 128 barangays in Baguio City developed their own barangay DRRM plans aligned with the city-wide framework. These barangay-level plans ensure that resilience measures reach the grassroots level, with localized risk assessments and response protocols tailored to each community’s specific vulnerabilities.

The LDRRMP 2023-2025 sets the three-year priorities and direction of the city towards achieving the resilience goal of a “safer, adaptive, and disaster-resilient Baguio City towards sustainable development.” It aims to advance harmonized efforts and initiatives of multi-stakeholders to reduce disaster risks and build community resilience. These include programs, projects, and activities for disaster prevention

and mitigation, improving capacity for disaster preparedness, incorporating climate adaptation measures, disaster response, and rehabilitation and recovery.

The city’s investment in disaster risk reduction is substantial, with the 2023-2025 investment program allocating over 426 million pesos for prevention and mitigation, 91 million pesos for preparedness, 35 million pesos for response, and 21 million pesos for rehabilitation and recovery initiatives. These investments not only mitigate disaster losses but also yield economic, social, and environmental benefits that enhance community well-being and resilience.

Baguio City’s LDRRMP has been recognized nationally, earning the prestigious Gawad KALASAG award in 2021 and 2022, which acknowledges excellence in disaster risk reduction and management. The city’s continued focus on building resilience is critical, especially as climate change projections indicate potential increases in rainfall and temperature that could exacerbate existing hazards.

Achieving the city’s resilience vision is a long-term commitment that requires mainstreaming disaster risk reduction and climate change considerations in all city plans, policies, and programs. Through this comprehensive approach, Baguio City demonstrates how mountain cities can effectively adapt to and prepare for the growing challenges posed by natural and human-induced hazards.

Programs of Baguio City for Sustainable Cities and Communities

By 2043, Baguio City aims to be smart and sustainable through various efforts done by the LGU and with the vision, Baguio 2043: a creative, inclusive, and liveable city. One initiative by the LGU is the smart command center housed in the Baguio Convention Center which is the main monitoring system of the city for health, public safety, and disaster response.⁶⁵

To include the youth in policy making, the Baguio Streets for Children Roadshop was organized in 2023. This initiative aims to include the youth in identifying the problems in the streets and roads of the city and propose solutions for them. This is in collaboration with CPDSO, CEO, and UNDP.⁶⁶ In 2025, these efforts were further recognized as the Baguio City Government signed a Memorandum of Understanding with ICLEI Southeast Asia and Cordillera Youth Center (CYC), renewing their partnership for the Safe and Sound Cities Program (S²Cities program). The CYC, in collaboration with

the CPDSO, will lead the phase II implementation of the S²Cities program and more youth-led programs will receive funding as well as continuous support for the SIGLAT Youth Innovation Hub, Baguio Wellness Hub, and the Happy Paws Pet Park, which were youth initiatives in phase I).⁶⁷

Baguio City aims to have low carbon emissions towards net zero. The city received electric vehicles as well as other transport-related ICT equipment from the Low Carbon Urban Transport (LCT) Systems in the Philippines Project by UNDP and the Department of Transportation (DOTr). One electric PUV was awarded to the Irisan Jeepney Operators' and Drivers' Association (IJODA). Baguio City is just one out of four pilot cities under this program, together with Iloilo City, Pasig City, and Sta. Rosa City. Baguio City and Iloilo City were the first two areas to be given EVs under the LCT project.⁶⁸

Accessing Services and Information in the City

Access to information is vital among residents of the city, especially the schedule of services and consultations. In one barangay, constituents usually go to the barangay hall to access health care information. Constituents go to the barangay hall or directly to the captain to inquire about the schedule for health services.

The Barangay Social Workers (BSWs) are usually the first to know about healthcare services available in the barangay because they are in direct contact with the District Health Center. They are also in charge of distribution of medications and vitamins. Information dissemination is sometimes done house-to-house, and social media.

Student respondents noted that they sometimes access healthcare services through their universities and schools. There are free medical and dental check-ups available in their institutions, standard first aid care is also available.

Traffic Management and Public Transportation
One of the challenges often shared is the heavy traffic in the city, especially during rush hours.

The congested streets can trigger road rage in some drivers. There is also a lack of parking spots, especially in tourist areas.

Respondents suggested that hours where there are a lot of students and workers who are trying to catch a ride in public transportation should be researched in order to address the lack of available public transportation vehicles. One respondent suggested the conversion of the Loakan Airport into public parking spaces and there are efforts to collaborate with the private sector that aims to increase the number of parking spaces in the city, especially near the market and in tourist areas.

Despite the heavy traffic, respondents also notice a shortage in public transportation vehicles. There are fewer jeepneys and it is difficult for people to take public transportation, especially during rush hour. Some jeepneys do not leave their terminals until they are at full capacity, this leads to longer wait times for passengers.

65 Cabreza, V. (2024, October 03) Baguio City by 2043: smart, 'circular', self-reliant. Philippine Daily Inquirer. Retrieved from: <https://newsinfo.inquirer.net/1989307/baguio-city-by-2043-smart-circular-self-reliant>

66 Baguio City Public Information Office (no date) Baguio City stresses youth participation in Streets for Children Roadshop. City Government of Baguio. Retrieved from: <https://new.baguio.gov.ph/news/baguio-city-stresses-youth-participation-in-streets-for-children-roadshop>

67 ICLEI Local Governments for Sustainability. (2025, March 6) Baguio City renews partnerships for global youth-focused program to make safer, liveable cities. Featured News. Retrieved from: <https://icleiseas.org/index.php/2025/03/06/baguio-city-renews-partnership-for-s2cities-program-to-empower-youth-in-urban-development/>

68 United Nations Development Programme (2023, November 14). Iloilo, Baguio bolster sustainable transport through electric PUVs and transport-related equipment. Press Releases. Retrieved from: <https://www.undp.org/philippines/press-releases/iloilo-baguio-bolster-sustainable-transport-through-electric-puvs-and-transport-related-equipment>

Barangay Efforts for the Youth, Women, PWDs and Senior Citizens

Home to many schools and universities, the youth play a vital role in Baguio City. Barangay officials play a vital role in protecting the youth in the community.

Some barangays work closely with the Barangay Council for the Protection of Children (BCPC) in order to reduce the number and completely prevent out of school youths (OSY), children in conflict with the law (CICLs), adolescent pregnancies, and child labor in their communities. They encourage parents to focus on their children's studies and wellbeing. Two barangay officials (from the same barangay) believe that they are doing their role in safeguarding the children and youth in their community.

Baguio City also believes that the youth should participate in barangay activities, especially outdoor activities, and to be educated about proper solid waste management. This is to encourage them to be active participants in their communities.

Kalipunan ng Liping Pilipina (KALIPI) conducts livelihood training in making peanut butter, polvoron, and atsara for women so they can have an additional source of income.

Barangay officials present during the consultation sessions prioritize PWDs, children, senior citizens and solo parents in barangay services programs. Senior citizens hold monthly meetings to assess their needs and how to address them. Officers-of-the-day (women, youth, senior citizens) are involved in barangay council affairs so they are aware of the projects and programs of the barangay and the city.

Barangay Efforts in Environmental Protection Initiatives mentioned by the residents of Baguio City is Project KALINISAN, which encourages barangays to clean up within their vicinity. There is also adopt-a-park or adopt-a-central island for barangays without vacant spaces for tree planting, through this program, barangays are responsible for the upkeep of parks and center islands in their barangay.

In one barangay, officials encouraged their community to practice cleanliness, specifically in areas near their water source. They also test their water sources to make sure they are safe for consumption.





13 CLIMATE ACTION

SDG 13 aims to take urgent action to combat climate change and its impact. Baguio City adopted four indicators aligned with the national indicators under this Goal. One indicator on local adoption of DRRM plan as reported in SDG 11 is also included in the assessment for SDG 13. Meanwhile, the indicators on the impact of disasters have also been used to assess SDG 11 consequently, as provided in the nationally adopted list of indicators.

In general, Baguio City is **progressing** [+] towards this Goal.



Photo from: Baguio City Government

SUMMARY OF INDICATORS

Indicator 13.1.1

Number of deaths, missing persons, and directly affected persons attributed to disasters per 100,000 population

Progressing

Affected by Disasters (2024) - 1,769
Deaths due to Disasters (2024) - 6
No missing people recorded

Target 13.1.2

Number of countries that adopt and implement...

Progressing

One local DRRM plan aligned to national DRRM strategies

Indicator 13.1.3

Number of policies / barangay resolutions / ordinances on climate change

On track

25 policies as of 2022




Photo from: Baguio City Government



Target 13.1

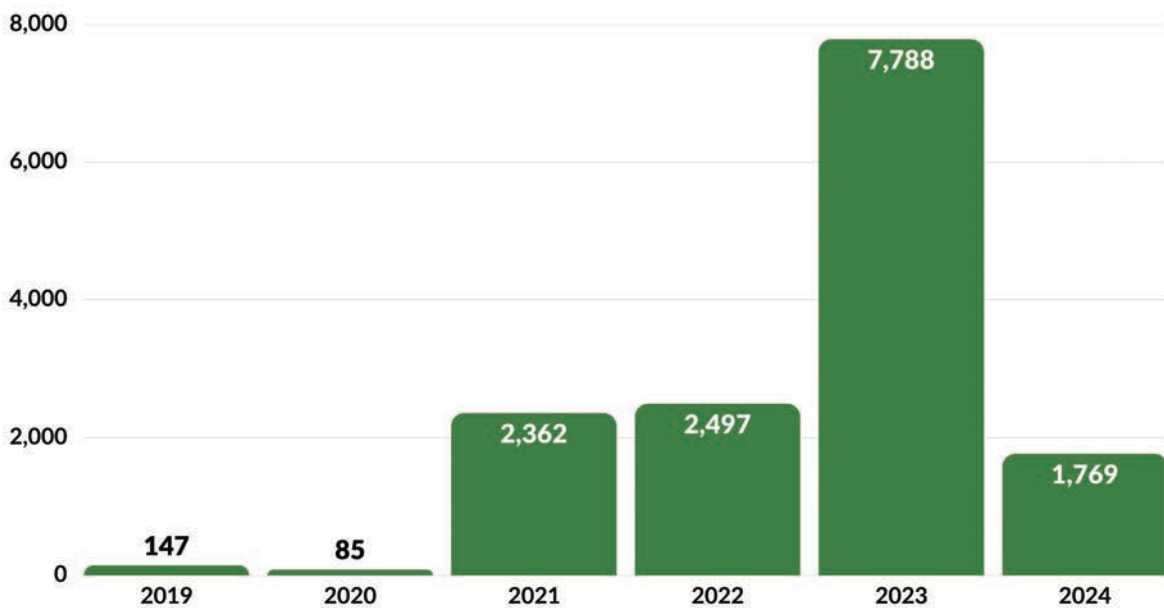
Strengthen resilience and adaptive capacity to climate-related hazards and natural disasters in all countries



Indicator 13.1.1

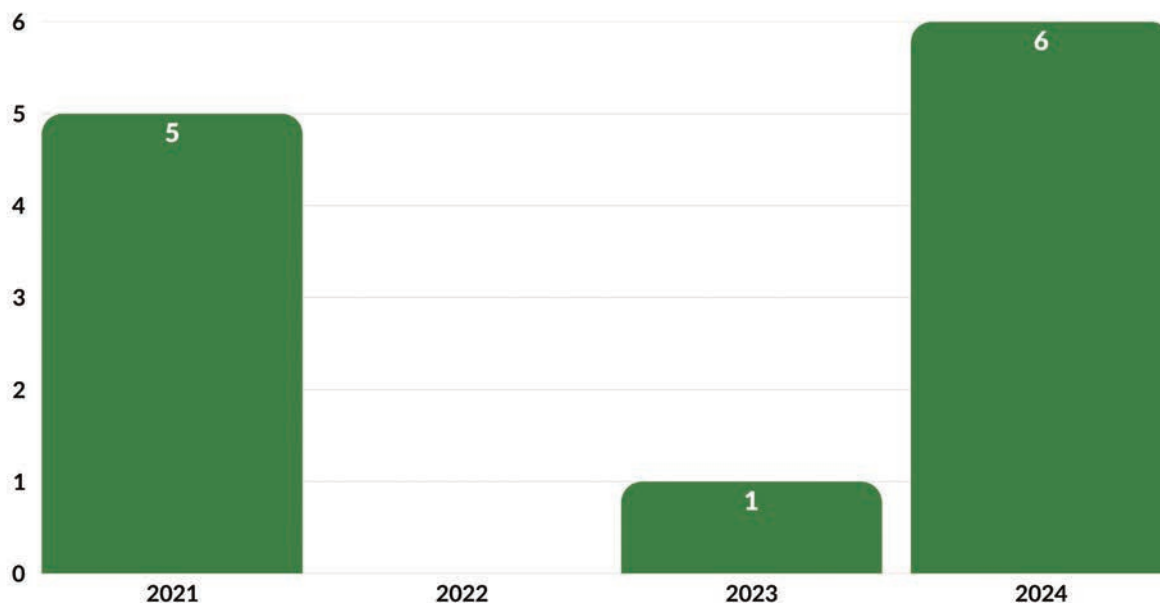
Number of deaths, missing persons, and directly affected persons attributed to disasters per 100,000 population [+]

In addition to the local implementation of a DRRM Plan in the City, the number of affected families, including deaths during disasters are measured. This is to better understand the extent of implementation of national disaster risk reduction framework at the local level. The number of families affected by disasters in Baguio City has increased from 147 families in 2019 to 1,769 families in 2024. This number peaked in 2023, with 7,788 families affected by disasters. There are no reported missing due to disasters in 2019 to 2024. However, there were 13 deaths due to disasters recorded in 2018, five deaths in 2021, and six deaths in 2024.



Source: City Disaster Risk Reduction and Management Office

Chart 67. Directly Affected Families by Disasters



Source: City Disaster Risk Reduction and Management Office

Chart 68. Deaths Attributed to Disasters

In July 2023, Baguio City and the Cordillera Administrative Region was greatly affected by Super Typhoon Egay which brought heavy rains into the region where 75 barangays out of 128 were greatly affected. Baguio City declared a State of Calamity immediately after. As climate change continues to worsen weather conditions, cities need to be resilient and prepared for impending disasters.⁶⁹

In times of emergencies, barangays provide relief goods that are distributed in evacuation centers (barangay halls and covered courts) or distributed house-to-house. However, there are respondents who noted that some barangay officials are biased in distributing relief goods and cash assistance (ayuda), prioritizing some households over others.

A number of local Disaster Risk Reduction Management (DRRM) programs are being conducted in barangays for disaster preparedness and emergency management. Based on the discussions, the respondents mentioned that DRRM programs are posted in information boards

in barangays. Landslide prone areas are monitored in preparation of incoming typhoons. In some barangays, speakers are installed as EWD for announcements and barangay Facebook pages are utilized for information dissemination. There are also localized contingency plans available per barangay. This is reviewed and updated yearly and is communicated to constituents through community sessions.

The role of women in DRR-CCA should be recognized. A respondent was quoted "*Sa oras ng sakuna, sino ang una mong tatawagan? Answer: Nanay*" Translation: "In times of disasters/troubles, who do you call first? Answer: Mothers" during the discussion. Respondents believe that women are emotionally more compassionate than men and tend to be calmer in times of disasters and emergencies, they also act as the main decision maker.

Offices and businesses should also capacitate their employees on disaster risk reduction and climate change adaptation (DRR-CCA). Especially the procedures during disasters and emergencies.

⁶⁹ <https://www.pna.gov.ph/articles/1207350>

Indicator 13.1.3

Number of Policies/ Brgy. Resolutions/ Ordinances on climate change [++]

Local Government Units are responsible in enacting policies and ordinances in relation to environmental protection and climate change. In Baguio City, there have been environmental policies in place since 2008. In 2015, there were a total 18 policies and ordinances enacted related to climate and environment, this then increased to 25 in 2022. These policies include budget allocation for maintaining urban trees, creating a climate change task force, promoting climate change awareness, and formulating programs on climate change.

The KALINISAN program has been mentioned as one of the major programs implemented in the barangays of Baguio City. Lack of participation in the KALINISAN program and lack of awareness, especially the youth. SK representatives mentioned that they cannot reach a quorum from their constituents in their barangays to join these

programs. Respondents believe that behavioral change is a long shot, it takes time to change the perspective or behavior of a person.

A common perception from the stakeholders is that Baguio City is not as cold as it used to be. The stakeholders attributed this to the high density of buildings and high population density - especially during peak tourist seasons. Respondents believe that deforestation, as a result of land conversion for residential buildings, is also a contributing factor to the increase in temperature in the city.

The stakeholders also shared possible ways to preserve the remaining green spaces in the city. Education campaigns and information dissemination programs about the policies in the city should be increased as respondents believe that proper education and information can help preserve green spaces in the city.

Project Puraw is an initiative to mitigate the effect of climate change and extreme heat, especially during the summer months. The roofs of the houses on Quirino Hill will be painted white, while the walls of the houses will be painted in earth tones. The white paint on the roofs will decrease the heat island effect and help cool down the city. This initiative will also become a tourist attraction in the city.⁷⁰

⁷⁰ See, D. (2017, March 11). Project Puraw in full swing this month. *Herald Express*. Retrieved from <https://www.baguioheraldexpress.com/2017/03/11/project-puraw-in-full-swing/>



VII.

Conclusion and Recommendations

Baguio City has a unique blend of abundant natural resources and a vibrant economy. Its climate is conducive to an array of agricultural activities and its attractive tourist spots create enormous wealth for the service industry. In addition to this, the City also developed new economic arsenals, including the BPO and the manufacturing industry. Coupled by its continued economic growth, Baguio City is in a good position to reach its sustainable development goals.

The Voluntary Local Review of Baguio City underscored its performance in achieving the sustainable development goals through its local policies, programs, and activities as well as community initiatives. The exercise also allowed the City to reflect on its vertical alignment by underpinning comparison of the indicators between Baguio City and the national data. For indicators with a pre-determined national target, the report noted whether Baguio City is on-track of the target, progressing or regressing. Overall, the current progress of the City is on a positive track with majority of the assessed indicators either on track or progressing.

For SDG 2, Baguio City has for the majority shown progress over the review period. Except for the prevalence of underweight, all other nutrition indicators are either on track or progressing. It is specifically on track in solving the problem for stunting. Crop production, which is a local indicator, has regressed in 2024, but this can be attributed to the recent case of El Nino. The local government has made efforts in promoting nutrition through various initiatives such as urban farming, feeding programs and Food Always in The Home (FAITH) Program. In addition to these, agricultural resilience to climate change

must be the City's priority in the coming years to safeguard food production. Baguio City has also elicited participation from various sectors such as the households, education institutions and non-government organizations in achieving nutrition, it must be done more cohesively to achieve greater success and efficiency. In addition, Baguio City shows great opportunity to invest in climate smart agricultural practices (both adaptation and mitigation) to create a more resilient agricultural sector resistant to future shocks.

Baguio City had various challenges in achieving SDG 3 targets in the review period. Although detection of diseases improved, and many health desks were opened to the public, there is a need to expedite the process of disease detection, especially for tuberculosis and HIV. There is also a challenge to provide adequate support for treatment to increase the percentage of curability. Most of the indicators regressed over the review period, although it generally performed better than the national level. The efforts of Baguio City Health Service Office are notable in the face of greater challenges, especially as it caters to both residents and non-residents seeking medical assistance, but increased communication campaigns may be needed in order to increase public awareness of services available. Baguio City residents signify their interest to participate in the health programs. In addition, the current national progress for this Goal is also on a downward trend and increased investment in this sector is indeed critical, including public-private investments involving the creation of specialty health facilities to support the attainment of universal health care for more focused provision of care and services for specific health conditions, as well as the promotion of digital solutions on healthcare services.

Similar to the health sector, Baguio City's schools and universities also welcome both residents and non-residents to study in the city. This testifies for the quality of education offered in Baguio City. The education indicators for Baguio City in the review period have a mix of success and regression. For example, the net enrollment rate and the cohort survival rate have generally progressed, and are even better than the national level, but the dropout rate has increased and the completion rate has decreased. One lesson that we can take from this is the need to examine the needs of the education sector and understand the decisions made by students and parents in a more realistic context. On a positive note, Baguio City is continuing its effort to improve the facilities for education such as the improvement in internet access. It is important, however, to make sure not only access but also the quality of education facilities and services to achieve significant progress. As part of the next steps, indicators that will allow the measurement of the quality of education services is also suggested. Baguio City's economic performance shows resilience throughout the year of the pandemic. It posted one of the highest GDP per capita growths among highly urbanized cities in the recent year, alongside a continued reduction of poverty rates. It also registered a better GDP per capita growth rate and better unemployment rate than the national level. Businesses were back and total revenue increased from 2015 to 2024, despite the lockdown period in 2020 and 2021. While the City enjoys these positive trends, it also needs to carefully take a look at its underemployment rate that continues to fluctuate. The economic activities in Baguio are expected to be more vibrant in the coming years with growth coming from various

industries. To sustain economic growth, Baguio City needs to diversify the local economy, outside tourism, and create stronger partnerships to help businesses and workers thrive.

For the other Goals, namely, SDG 6, SDG 9, SDG 10, SDG 11 and SDG 13, Baguio City used mostly local indicators due to difficulty to report on the nationally-adopted indicators. In all these locally determined indicators, there is an observed general improvement such as in access to water, sanitation, infrastructure and actions against climate change. Although more challenges were observed in the recent years, Baguio City exhausted all means to prepare for disasters and reduce if not totally eliminate deaths and injuries. Various initiatives of the City, including its Innovation Hub, provide great potential in developing innovative solutions in addressing various issues experienced by the City including resilient infrastructure through technological advancements.

The local review of Baguio City's SDG progress showed an overall positive trend, especially in relation to national targets. It shows a proactive governance and a commitment to overall growth. Moving forward, a data-driven decision making will be most helpful to Baguio City through timely and comprehensive data collection with clear scientific data management and data governance. To support the various programs and projects for the SDGs, an integrated approach in leveraging and aligning local resources, from both public and private sectors, to finance priority initiatives is crucial to accelerate the City's SDG progress.

Annex A.

The team would like to thank the following people for generously lending their time and insights to the development of this report. This list follows the registration of each of the workshop.

Inception Workshop – August 2024

1. Agaloos, Jerome B.
2. Agbuya, Michelle
3. Agpawa, Cecille C.
4. Al-meerah Darinbang, Sittie
5. Alfonso, Leonora
6. Aliangan, Noemalane
7. Almag, Sandra
8. Alvarez, Marieta
9. Amblon-Cruz, Becky
10. Andaya, Gene Rosamae A.
11. Aquino, Samuel
12. Bagayao, Cyr
13. Bainan, Kristoffer
14. Balangui, Dominga J.
15. Bantog, Gladys C.
16. Bay-on, Jennifer
17. Bayating, Salve
18. Begiasen, Genane G
19. Bergwaran, Brevsen L.
20. Bilat, Jessica
21. Boabo, Venusa L.
22. Bugtong, Santiago L.
23. Bugtong, Kevin Royce A.
24. Cabuag, Elaine
25. Calion, Jr., Brinson
26. Capuyan, Stephen A.
27. Carullo, Melody
28. Casignia, Sylvia B.
29. Castro, Marlene
30. Dacay, Wyndei
31. Dacocot, Jr., Onofre
32. Dallapas, Janv S.
33. Daneptan, Patrick
34. Dayag, Ellan
35. De Castro, Ginalyn B.
36. Del Monte, Avec P.
37. Dim-as, Joshua L.
38. Donguiz, Felix Alexander
39. Dulwuan, Coralie
40. Egeaño, Remelda Francas
41. Empizo, Sean
42. Estarija, Aprille D.
43. Felices, Irish Grace R.
44. Flores, Wilfreda P.
45. Fontanilla, Chester John V.
46. Fortunato-Lobchoy, Julienne
47. Ganaden, Rojan Bert D.
48. Gano, Carol G.
49. Gapuz, Felino
50. Gayados, Angelita B.
51. Gonzales, Carolina
52. Guevara, Jerry C.
53. Guirnalda, Mercedita B.
54. Gaby Keith
55. Kupang, Genevieve B.
56. Langagan, Cynthia B.
57. Lang-ay, Karen Joy
58. Lantay, Cheng Grote
59. Lengwa, Hilda K.
60. Lising, Katon
61. Llaneta, Manolo
62. Lulay, Precy
63. Lumangay, Chester
64. Lunag, Jr., Marcelino
65. Malapit, Giovanni
66. Maranan-Clavoc, Lingling
67. Masliyan, David T.
68. Mata, Joel Teofilo Q.
69. Matbagian, Dominador O.
70. Mateo, Noelle
71. Matizatio, Lolita
72. Mendoza, Jol Ericson Q
73. Miguel, Ivy Jane V.
74. Munar, Jr., Basilio
75. Narcida, Ruther John P.
76. Oloan-Onongen , Rufina
77. Olson, Vanessa
78. Onas, Rosallyn O
79. Orajay, Rowena
80. Orduña, Ludivina
81. Oroza, Marie Grez
82. Ortega, Mary Jane C.
83. Pablo, Easter W.
84. Padsingan, Royan
85. Pawata, Edith
86. Pilo, Ronald
87. Piok, Juliet
88. Publico, Elizabeth B.
89. Ragudo, Juliane
90. Regalao, William
91. Ricconto, Pam
92. Rillorta, Pauline Marie
93. Salcedo, Rita A.
94. Salvador, Samuel P.
95. Sebastian, Angelica T.
96. Sison, Plycol Allan
97. Solano, Lorie Jane B.
98. Suddayao, Jasmindesa

99. Tabelin, Marcelina
100. Tenefrancia, Maria Frena Victoria
101. Tiamzon, Janet
102. Tomas, Deelva Amor
103. Tubera, Joy
104. Uson, Niña
105. William, Ellen
106. Yamoyan, Honorio P.
107. Yuson, Jerry

Youth for SDGs – October 2024

1. Abalos, Samantha Jhayda P.
2. Agdlangen, Joshua G.
3. Alsay, Ridel
4. Alvers , Tiffany C.
5. Ambagan , Gelovan
6. Aspen , Sarah T.
7. Bagalay , Erin Emerson D.
8. Baguil , Alonah Grace A.
9. Banglayan, Clyde N.
10. Bango, Kate Clavise M.
11. Banig , Charis
12. Barril, Jhan Fay
13. Bautista , Kenneth Nathan L.
14. Bautista , Myla
15. Benito , Cho Fate C.
16. Bension , Haddasah
17. Bergwym , Brensen
18. Besara , Marly M.
19. Billick , Micah Jean
20. Bitog , Vanessa C.
21. Borata, Shan Andrew S.
22. Buenanceske, Vin
23. Bugtong , Nancy
24. Buhayo, Raymond
25. Bustarde , Jessiekheille M.
26. Cadwising, Grace
27. Chantiglo, Tommy F.
28. Dacyon , John Senver D.
29. Dagas , Breana Lee S.
30. Daniwas , Jesch Glenn P.
31. De Vera, Jhasmin P.
32. Dela Cruz, Carl Michael
33. Dimaano , Kyle Cedrick
34. Distor, Josievel P.
35. Dulnuan , Hans
36. Edas , Vishanne L.
37. Erardo , Joshua Paul
38. Erardo , Jonathan F.
39. Erardo , Erlinda C.
40. Estangki, Joshua B.
41. Estrella , Emmanuel R.
42. Exibia , Frederick M.
43. Fernandez , Erjann

44. Fontanos , Romy
45. Fontanos , Jane
46. Gabriel , Erren John A.
47. Gambito , Arnold P.
48. Gapacau, Piotr John S.
49. Garcia , Mica
50. Garlitos , Azelea
51. Garlitos , Abdrix
52. Golocan , Aldrer U.
53. Hernandez , Justine
54. Inso , Gayle Ann
55. Inso , Rayden Carl
56. Ituriaga, Joycelyn
57. John, Nicolas
58. Khan , Haris
59. Laigo , Brent
60. Lamsis , Femy Dhania
61. Lawa , Feligue
62. Layagau , Lejhane Krisel T.
63. Legaspi , Natalie Kate G.
64. Leung , Adrian A.
65. Lopez , Huldah Nissi
66. Lumidao, Mark Stephen
67. Magardei, Stephen Ethan E.
68. Malidom , Ave B.
69. Marcos , Keilah Grace A.
70. Melgar , Myka Margaret C.
71. Mendoza , Ariane Leizel O.
72. Mendoza , Carl S.
73. Montes , Mark
74. Munor , Svethiana Mixier R.
75. Nemedez , Sofia
76. Olli , Angelica Mae
77. Onggay, Zhanine
78. Ortega , Juliana C.
79. Pater , Mary Adeline S.
80. Paul , Christian
81. Pelys , Tricia O.
82. Porqueriño, Christine
83. Rilloraza , Richmond
84. Rimando , Paulyn Maye
85. Romero , Jessica
86. Rosario, Agaphea
87. Salen, Alyssa Veth
88. Sambilon , Bryan
89. San Jose, Zylyn
90. Sanidad , Bernadeth C.
91. Selga , Brent Dyrelle C.
92. Sepal , Chalcedony C.
93. Sobremonte , Raven
94. Tamondong , Kries Ane M.
95. Tassan, Jannica
96. Tocmo , Jezelle Mac A.
97. Toledo , Eloisa
98. Wakat , Alethea Eira
99. Yufue, Louie

Data for SDGs – October 2024

1. Agpes, Alejandro Allen
2. Alcayde, Thelma Grace J.
3. Antonio, Danny K
4. Aswigue, Mercy Ana
5. Bagayao, Cyn
6. Bareg, La Rainne
7. Barreras, Brian P.
8. Bayona, Maria Sofia
9. Bayuga, Fraser
10. Bilat, Jessica
11. Boglasen, Germaine
12. Cabanino, Arnel
13. Cabanisaw, Annel
14. Cadio, Emilyn
15. Cadwising, Grace
16. Castro, Veronica A
17. Collado, Luisa M.
18. Cruz, Becky
19. De Guzman, Manette
20. Delim, Ricardo
21. Delmondo , Rhey J.
22. Dim-As , Joshua
23. Dorian , Gregory
24. Estarija , Aprille D.
25. Exibia , Frederick M
26. Fallison , Daniel B.
27. Felices , Irish Grace
28. Felicia , Annabelle T.
29. Fortunato-Lobchoy, Julienne
30. Ganader , Rojas
31. Garcia , Mica
32. Gutierrez, Joselito
33. Halwer , Ellen
34. Lado , Maria Elena
35. Leung , Adrian
36. Lunag, Jr., Marcelino
37. Mendoza , Jol Ericson Q.
38. Miguel , Ivy Jane V.
39. Miro, Julie
40. Ocampo , Norlita M.
41. Olli, Angelica Mae
42. Onoza , Marie Skal M.
43. Ordonez, Jr., Autouio R.
44. Palitog, Jennifer
45. Pinos-An , Sally
46. Pitpitunef, Sylvia B.
47. Ponso, Rashmi G.
48. Quijano , Kristine Joy
49. Rimando , Paulyn
50. Rimando , Charm
51. Ryan , Mark
52. Santos , Jimmy
53. Sarceda , Ramil M.
54. Solano , Lorie Jane
55. Tabelin, Marcelina T.
56. Torres , Fe
57. Trinidad , Michael
58. Uson , Niña
59. Vallador , Rowena
60. Vergara , Tisha Krystal M.
61. Viernes , Dolly
62. Ybañez , Jovy S.

Deep Listening for SDGs – February 2025

1. Abad, Ralph Lauren
2. Ablaza, Gretchen Gaye
3. Adones , Wynona
4. Akiapat , Femy Gwyneth
5. Alcayde , Thelma Grace
6. Anablon , Judy
7. Anden, Jasmine
8. Aquino, Samuel
9. Aragona, Mark Enrico
10. Awas, Cwen
11. Ba-Ok , Keith Shaeronne
12. Bad-Ay , Merly
13. Bagayao, Cyr
14. Bal-Ao , Denver
15. Balanban , Norwin
16. Banggawan , Roselyn
17. Bankey, Farran Mae
18. Bareg, La Rainne
19. Basa , Bernice Marie
20. Belino , Rica
21. Bello, Mikaela
22. Bengao , Melea
23. Boglasa , Denise
24. Bonglagen , Rodwin
25. Cadwising, Grace
26. Cagampang , Abegail
27. Calion, Jr., Brinson
28. Caquioa , Francis
29. Casignia, Sylvia
30. Cawis, Vittorio Jerico
31. Chomayag , Michelle
32. Corpuz , Arlene
33. Dayag , Ellen
34. Delmendo , Rhey
35. Depalog , Nicole
36. Dulnuan, Coralie
37. Eng-Enga , Shirlee
38. Felices , Irish Grace
39. Fernandez, Nikko
40. Gamueda, Kristine Jay
41. Ganada, Rojan
42. Garcia , Mica
43. Gelisanga , Rowana
44. Gregorio , Olivia
45. Haller, Ellen
46. Hat , Gladys
47. Hora, G.
48. Juan , Khurt Freliz
49. Keith, Gaby
50. Kiswa , Huromi
51. Kupang , Genevieve
52. Laliboy, Jessie
53. Langcao , Rhema Jany
54. Liclican , Rhobis
55. Listing , Karen
56. Longchason, Leila
57. Lumpias , Waison
58. Malapit , Giovanni
59. Manaois, Shalie Mar Rio
60. Mariano , Divino
61. Marquez , Justine Dale
62. Martes , Rizza
63. Matbagain , Dominador
64. Mauit , Lopelle
65. Meing , Luis
66. Meneses , Editha
67. Menzi , Jeffer
68. Mero , Julie
69. Nasan , Juvely
70. Niduaza , Aivan Kyllie
71. Ocal, Mou Aiwan
72. Ocampo , Joy
73. Orcales, Lely
74. Pablo , Easter
75. Pacalso, Dennis
76. Pagaduan , Karen
77. Palog, Ulysses
78. Paralejas , Rolando
79. Pasong, Masha
80. Pegtem , Gabriel
81. Pineda , Maria Lourdes
82. Piog, John Rocky
83. Ponso , Rashmi
84. Porin , Dorian
85. Publico , Elizabeth
86. Ragma, Jr., Fernando
87. Reyes , Joel
88. Rillera , Karl
89. Rimando , Paulyn Maye
90. Ruaya , Jerlyn
91. Sagandoy , Angel Crystal
92. Saguio, Alvin
93. Saking , Job Benzie
94. Santos, Jimmy
95. Suga , Reyna Mae
96. Tabelias , Marcelina
97. Tabligar , Daniel
98. Teres , Jefferson
99. Tirao, Mark Lawrence
100. Tonged , Edralyn
101. Valdez , Mark Christian
102. Wal , Tracy Jane
103. Wangi , Angelika
104. Yutur, Louie Jay
105. Zaparita , Sherilyn

Validation Workshop – March 2025

1. Abad, Ralph Lauren
2. Alberto , April
3. Alfonso , Leonora
4. Almag, Sandra
5. Ambion-Cruz, Becky
6. Anablon , Judy
7. Aquino , Sanel
8. Aragona , Eidualya
9. Aragona , Mark Enrico
10. Arcalis, Lucy
11. Bacwaden , Ryndin
12. Bagayao, Cyr
13. Balangue , Deminga
14. Banglagan, Rodwin
15. Bareg, La Rainne
16. Barreras , Brian
17. Batalang , Charles Michael
18. Bautista , Javier
19. Bautista , Kate Quelyn
20. Belen, Joseph
21. Billao , Joanne
22. Buccat, Jr., Elemeterio
23. Cadwising, Grace
24. Cagampang , Abegail
25. Caguioa, Francis
26. Calion, Jr. , Brinson
27. Carantes , Kathleen
28. Corpuz , Arlene
29. Cruz, Crisha Jenelle
30. Custosa , Kara
31. Dalang , Rhoda
32. Dalog , Ulysses
33. Daniel , Charles Anthony
34. De Guia, Sohl
35. de Guzman, Gryza
36. de Guzman, Christian Earl
37. De Jesus, Pen
38. Delmendo , Rhey
39. Dim-as , Joshua
40. Diwag, Xeres
41. Donguiz, Felix Alexander
42. Dulay , Johann Paulo
43. Dupitas , Ermie
44. Escaño , Romelda Frances
45. Felices , Irish Grace
46. Ganaden , Rojan
47. García , Jumdie
48. Guevara , Jerry
49. Guirualdo , Mercedesita
50. Hora , Genver
51. Ilagan, Angelyn
52. Jeroski , Niko
53. Joven, Maruta
54. Kiska , Hikomi
55. Lang-ay, Karen
56. Leung, Adrian
57. Liclican , Phobie
58. Lising , Karen
59. Lizardo, Romel
60. Longchason , Leila
61. Luchavez , Rasy
62. Lumpias , Winson
63. Macadangdang , Eleanor
64. Magio , Daniel Kirk
65. Manaois, Shalle Mar
66. Marcelino , Christopher
67. Mariano , Divino
68. Martes , Rizza
69. Mendoza , Jul Ericson
70. Menzi , Jeffer
71. Militar , Janice
72. Narcida, Ruther John
73. Navalta , Laurence
74. Ngalawen, Monalen
75. Oloan , Catalina
76. Pagaduan , Karen
77. Paralejas , Rolando
78. Payangdo, Mike
79. Piog , John rocky
80. Ponso , Rashmi
81. Presco , Chesterboy
82. Publico, Elizabeth
83. Rallos , Mariel
84. Reyes , Joel
85. Rimando , Paulyn maye
86. Ruaya , Jerlyn
87. Rubino, Ananyone
88. Sabangan , Rodelyn
89. Saguid , Alvin
90. Saking , Benzie
91. Salcedo , Ruta
92. Samy , Mark Anthony
93. Santos , Jimmy
94. Simsim , Marie Joy
95. Sisperez, Jhon Errol
96. Suerte-Felipe, Patricia
97. Suga , Reyna
98. Supsupin , Mark Rommel
99. Tabelin , Marcelina
100. Tan , Ma. Khella
101. Tirao, Mark Lawrence
102. Tores, Jefferson
103. Valdez , Alexa Roc
104. Ventura , Jana Chlaryz
105. Wakat , Suela
106. Wal , Tracy
107. Weber , Lauren
108. Wehavez , Heart
109. William , Ellen
110. Yamoyam, Honoris

Annex B.

INCEPTION WORKSHOP

August 2024





YOUTH FOR SDGs

October 2024





DATA FOR SDGs


October 2024





BENCHMARKING WITH NAGA CITY


December 2024





DEEP LISTENING FOR SDGs

February 2025





VALIDATION WORKSHOP

March 2025





Annex C.

Executive Order No. 23



Republic of the Philippines
OFFICE OF THE CITY MAYOR
City Government of Baguio

EXECUTIVE ORDER NO. 35 s-2024

CREATING THE CITY SUSTAINABLE DEVELOPMENT GOALS COUNCIL IN THE IMPLEMENTATION OF THE 2030 UNITED NATIONS AGENDA ON SUSTAINABLE DEVELOPMENT AND ADOPTION OF PROJECTS ALIGNED TO THE GLOBAL PROGRAM"

WHEREAS, the 2030 Agenda for Sustainable Development, adopted by all United Nations Member States in 2015, provides a shared blueprint for peace and prosperity for people and the planet, now and into the future;

WHEREAS, the 2030 Agenda is guided by 17 Sustainable Development Goals (SDGs) which are an urgent call for action by all countries to address global challenges such as poverty, inequality, climate change, environmental degradation, and build more prosperous and peaceful societies;

WHEREAS, the City Government of Baguio recognizes the importance of sustainable development in ensuring the well-being and safety of current and future generations;

WHEREAS, one significant component of the Administration's Core Agenda for 2022-2025 includes "Good Governance". Through the implementation of sustainable practices, initiatives, and services that promote innovation among city offices, the administration accelerates progress towards the attainment of innovative and resilient Baguio.

WHEREAS, the City Government of Baguio has shifted its vision to "Baguio 2043: a Creative, Inclusive, and Livable City", thus sustainable practices and progress paired with good governance charts the city's physical and economic development for to a desire for the town to be a hub of artistic and cultural expression, fostering innovation, commitment to ensure that all has an equal access to opportunities and services, and the commitment where stakeholders enjoy high quality of life.

WHEREAS, there is a need to strengthen the mechanism for coordinating the efforts and participation of city offices to accelerate the programs toward innovation and sustainable development;

WHEREAS, there is a need to conduct a Voluntary Local Review (VLR) for Baguio City, which is vital in assessing the city's progress towards achieving the Sustainable Development Goals (SDGs) and identifying areas for improvement in terms of sustainable development practices and policies

WHEREAS, conducting a VLR will enable Baguio City to:

1. Establish a baseline for monitoring and evaluating the city's sustainable development efforts;
2. Identify gaps, challenges, and areas that require further attention and resource allocation;
3. Promote transparency and accountability by engaging various stakeholders, including local communities, civil society organizations, and the private sector;



Telefax no: (074) 442-6607/ 300-6548 | www.baguio.gov.ph



4. Share best practices, lessons learned, and success stories with other cities, fostering knowledge exchange and collaboration;
5. Showcase the city's commitment to sustainable development and environmental stewardship;
6. Align local policies and initiatives with national and global sustainable development frameworks;
7. Attract potential partnerships, investments, and funding opportunities for sustainable development projects;

WHEREAS, the VLR process will contribute to the city's efforts in becoming a smart and sustainable city, as it will provide valuable insights and data-driven recommendations for integrating sustainable development principles into urban planning, infrastructure development, and service delivery;

WHEREAS, it is imperative to establish a dedicated body to oversee the implementation of sustainable development initiatives and projects within the city and write a local report of the programs, projects, and activities towards sustainable development;

NOW, THEREFORE, I, BENJAMIN B. MAGALONG, City Mayor of Baguio, by virtue of the powers vested in me by law, do hereby order the following:

SECTION 1. Establishment of the City Sustainable Development Goals Council.

- 1.1 The City Sustainable Development Goals Council (hereinafter referred as the "Council") is hereby established.
- 1.2 The Council shall serve as the primary advisory body responsible for coordinating and overseeing the implementation of sustainable development initiatives and projects aligned with the 2023 United Nations Agenda on Sustainable Development
- 1.3 The Council shall lead the conduct of the city's VLR and update the management of its progress.

SECTION 2. Membership of the Council. The Council shall be composed of representatives from relevant City departments, agencies, community organizations, academic institutions, and other stakeholders, as deemed necessary, stated hereinafter:

CHAIR: BENJAMIN B. MAGALONG
City Mayors Office

VICE CHAIR: MS. MARLENE DE CASTRO
People's Council





Republic of the Philippines
OFFICE OF THE CITY MAYOR
City Government of Baguio

SECRETARIAT: AR. DONNA R. TABANGIN
Department Head
City Planning, Development, and Sustainability Office

MEMBERS: ATTY. FAUSTINO OLOWAN
Vice Mayor
Sangguniang Panlungsod

MS. LIZA BULAYUNGAN
Department Head
City Social Welfare and Development Office

DR. CECILIA BRILLIANTES
Department Head
City Health Services Office

DR. SILARDO BESTED
Department Head
City Veterinary and Agriculture Office

MR. EUGENE BUYUCAN
City General Services Office

ATTY. RHENAN DIWAS
City Environment and Parks Management Office

ATTY. AUGUSTIN P. LABAN
City Human Resource Management Office

ENGR. VICTORINO OLPINDO
City Engineering Office

AR. JOHNNY DEGAY
City Buildings and Architecture Office

ATTY. LETICIA CLEMENTE
City Budget Office

ENGR. BONIFACIO DELA PEÑA
City Administrators Office

FREDDA C. JIMENEZ
City Accounting Office



Telefax no: (074) 442-6607/ 300-6548 | www.baguio.gov.ph



OTHER MEMBERS:

Relevant National Government Agencies, Non-Government Organizations, Civil Society Organizations, Academe, and Youth Organizations.

SECTION 3. Duties and Functions of the City Sustainable Development Goals Council.

(a) Develop a comprehensive City Sustainable Development Strategy aligned with the 2030 Agenda and its SDGs, setting clear targets, indicators, and timelines for implementation. This shall involve conducting a baseline assessment of the city's current situation, identifying gaps and priorities, and developing a roadmap with specific actions and measures to achieve the SDG targets relevant to the local context.

(b) Identify and prioritize sustainable development projects and initiatives that contribute to achieving the SDGs in the city. The Council shall conduct a mapping exercise to align existing and proposed city projects and initiatives with the relevant SDG targets and indicators and prioritize those with the highest potential impact.

(c) Facilitate adopting, implementing, and monitoring prioritized SDG-aligned projects and initiatives. The Council shall coordinate with relevant city departments and stakeholders to ensure the effective implementation and tracking of progress on these projects, including allocating necessary resources and establishing monitoring and evaluation mechanisms.

(d) Promote public awareness, education, and engagement on the 2030 Agenda and the city's efforts towards sustainable development. The Council shall develop and implement a comprehensive communication and outreach strategy to raise awareness among citizens, businesses, and other stakeholders and encourage their active participation and contribution to the city's sustainable development initiatives.

(e) Establish partnerships and collaborate with relevant stakeholders, including national and international organizations, to advance the city's sustainable development goals. The Council shall actively seek collaboration, knowledge-sharing, and resource mobilization opportunities with other cities, civil society organizations, academic institutions, the private sector, and relevant national and international bodies working on sustainable development.

(f) Report annually to the management on the progress made towards achieving the city's sustainable development targets and implementing SDG-aligned projects. The Council shall prepare and submit an annual report that provides a comprehensive overview of the city's progress, challenges, and recommendations for further action.

(g) Prepare and submit a Voluntary Local Review (VLR), highlighting the city's efforts, progress, and challenges in implementing the 2030 Agenda and the





Republic of the Philippines
OFFICE OF THE CITY MAYOR
City Government of Baguio

SDGs at the local level. The VLR shall be a comprehensive report that follows the guidelines and principles established by the United Nations for Voluntary Local Reviews and shall share the city's experiences, lessons learned, and best practices with the global community.

SECTION 4. Meetings and Operations. - The Council shall meet at least once every quarter and may establish its own rules and procedures for conducting its operations, except for urgent purposes and instances that require special meetings.

SECTION 5. Separability Clause – If any provisions or sections of this Ordinance, or the application thereof to any person or circumstance, is held invalid, the other provisions or sections of the Ordinance and the application of such circumstance shall not be affected.

SECTION 6. Repealing Clause – All prior Ordinances, Executive Orders, Administrative Orders, Rules and Regulations, or part/s thereof that are inconsistent with the provisions of this Ordinance are hereby repealed or modified accordingly.

SECTION 7. Effectivity Clause – this Ordinance shall take effect immediately in accordance with the provisions of Republic Act No. 7160, also known as the Local Government Code of 1991, as amended.

Issued this ^{CA} 16th day of March 2024 in the City of Baguio, Philippines.


BENJAMIN B. MAGALONG
Public Servant



Telefax no: (074) 442-6607/ 300-6548 | www.baguio.gov.ph



UNDP partners with people at all levels of society to help build nations that can withstand crises, and drive and sustain the kind of growth that improves the quality of life for everyone. On the ground in more than 170 countries and territories, we offer global perspective and local insight to help empower lives and build resilient nations.

Copyright © 2025 UNDP Philippines

United Nations Development Programme

Philippines Country Office 15th Floor North Tower, Rockwell Business Center Sheridan Sheridan Street corner United Street Highway Hills, 1554 Mandaluyong City Philippines

Email: registry.ph@undp.org Website: <https://www.ph.undp.org/>